


Type 0280

2/2-way solenoid valve
2/2-Wege-Magnetventil
Électrovanne 2/2 voies



Operating Instructions

Bedienungsanleitung
Manuel d'utilisation

1 OPERATING INSTRUCTIONS

The operating instructions contain important information.

- ▶ Read the operating instructions carefully and follow the safety instructions in particular, and also observe the operating conditions.
- ▶ Operating instructions must be available to each user.
- ▶ The liability and warranty for the device are void if the operating instructions are not followed.

1.1 Symbols

- ▶ Designates an instruction to prevent risks.

→ designates a procedure which you must carry out.

Warning of injuries:



DANGER!

Imminent danger! Serious or fatal injuries.



WARNING!

Potential danger! Serious or fatal injuries.



CAUTION!

Danger! Minor or moderately severe injuries.

Warns of damage to property:

NOTE!

2 INTENDED USE

Incorrect use of the solenoid valve Type 0280 can be dangerous to people, nearby equipment and the environment.

- ▶ The device is designed to control, shut off and meter neutral media up to a viscosity of 21 mm²/s.
- ▶ Provided the cable plug is connected and installed correctly, e.g. Bürkert Type 2508, the device satisfies protection class IP65 in accordance with DIN EN 60529 / IEC 60529.
- ▶ Use according to the permitted data, operating conditions and conditions of use specified in the contract documents and operating instructions.
- ▶ Correct transportation, correct storage and installation and careful use and maintenance are essential for reliable and problem-free operation.
- ▶ Use the device only as intended.

2.1 Definition of term

In these operating instructions, the term “device” always refers to the solenoid valve Type 0280.

3 BASIC SAFETY INSTRUCTIONS

These safety instructions do not make allowance for any contingencies and events which may arise during installation, operation and maintenance.



Danger – high pressure!

- ▶ Before loosening the lines and valves, turn off the pressure and vent the lines.

Risk of electric shock!

- ▶ Before reaching into the system, switch off the power supply and secure to prevent reactivation!
- ▶ Observe applicable accident prevention and safety regulations for electrical equipment!

Risk of burns/Risk of fire if used continuously through hot device surface!

- ▶ Keep the device away from highly flammable substances and media and do not touch with bare hands.

Risk of injury due to malfunction of valves with alternating current (AC)!

Sticking core causes coil to overheat, resulting in a malfunction.

- ▶ Monitor process to ensure function is in perfect working order!

Risk of short-circuit/escape of media through leaking screw joints!

- ▶ Ensure seals are seated correctly.
- ▶ Carefully screw valve and connection lines together.



General hazardous situations.

To prevent injury, ensure that:

- ▶ Do not make any internal or external changes. Ensure that the system cannot be activated unintentionally.
- ▶ Installation and repair work may be carried out by authorized technicians only and with the appropriate tools.
- ▶ After an interruption in the power supply or pneumatic supply, ensure that the process is restarted in a defined or controlled manner.
- ▶ Do not put any loads on the body.

- ▶ The general rules of technology apply to application planning and operation of the device.
- ▶ The device may only be used in the explosion-protected area if an appropriate additional identification is attached to the type label. For use observe the additional information enclosed with the device together with safety instructions for the explosion risk area.
- ▶ The enclosed UL instructions must be followed in the UL area.

3.1 Warranty

The warranty is only valid if the device is used as intended in accordance with the specified application conditions.

3.2 Information on the internet

The operating instructions and data sheets for type 0280 can be found on the internet at:

www.burkert.com → Type 0280

4 TECHNICAL DATA

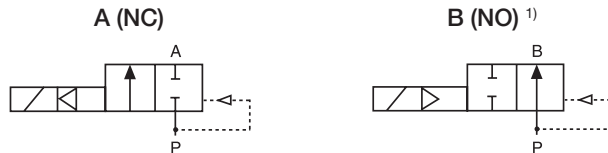
4.1 Operating conditions



The following values are indicated on the type label:

- Voltage (Tolerance $\pm 10\%$) / Current type
- Coil power consumption (active power in W - at operating temp.)
- Pressure range
- Body material: Brass (MS)
- Seal material: FKM, EPDM, NBR

Operating principle 2/2-way valve:



¹⁾ If there is no power supply, medium will escape through the pilot hole

Protection class: IP65 in accordance with DIN EN 60529 / IEC 60529 with cable plug, e.g. Bürkert Type 2508

4.2 Application conditions

Ambient temperature: max. +55 °C

Permitted medium temperature and permitted media depending on seal material:

Seal material	Medium temperature	Permitted media
FKM	0 ... +90 °C	Per-solutions, hot oils without additives, diesel and heating oil without additives, detergent solution
EPDM	-30 ... +90 °C	Oil and grease-free liquids, cold and hot water
NBR	0 ... +80 °C	Cold and warm water, neutral gases

Operating duration: Unless otherwise indicated on the type label, the solenoid system is suitable for continuous operation



Important information for functional reliability during continuous operation: If standstill for a long period at least 1-2 activations per day are recommended.

Service life: High switching frequency and high pressures reduce the service life

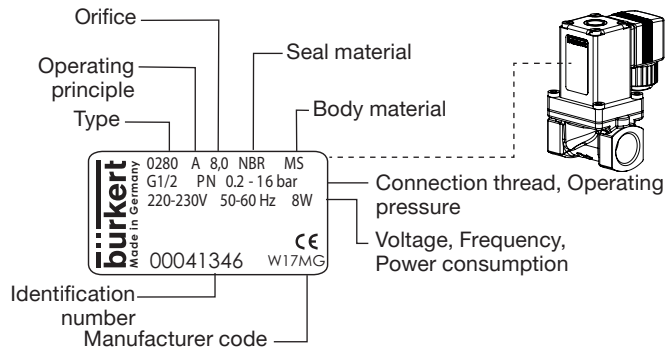
4.3 Conformity

In accordance with the EU Declaration of conformity, Type 0280 is compliant with the EU Directives.

4.4 Standards

The applied standards, which verify conformity with the EU Directives, can be found on the EU-Type Examination Certificate and / or the EU Declaration of Conformity.

4.5 Type label



5 INSTALLATION

5.1 Safety instructions



DANGER!

Risk of injury from high pressure in the equipment!

- ▶ Before loosening the pipes and valves, turn off the pressure and vent the lines.

Risk of injury due to electrical shock!

- ▶ Before reaching into the device or the equipment, switch off the power supply and secure to prevent reactivation.
- ▶ Observe applicable accident prevention and safety regulations for electrical equipment.



WARNING!

Risk of injury from improper installation!

- ▶ Installation may be carried out by authorized technicians only and with the appropriate tools.

Risk of injury from unintentional activation of the system and an uncontrolled restart!

- ▶ Secure system from unintentional activation.
- ▶ Following assembly, ensure a controlled restart.

5.2 Before installation

Installation position: any, actuator preferably upwards.

Procedure:

- Check pipelines for dirt and clean.
- Install a dirt filter before the valve inlet ($\leq 400 \mu\text{m}$).

5.3 Installation

NOTE!

Caution risk of breakage!

- Do not use the coil as a lever arm.

- Hold the device with a open-end wrench on the body and screw into the pipeline.



Valve body must not be installed under tension.

Sealing material must not get into the device.

- Observe direction of flow:
The arrow on the body indicates the direction of flow (no function in opposite flow direction).

5.4 Electrical connection of the cable plug



WARNING!

Risk of injury due to electrical shock!

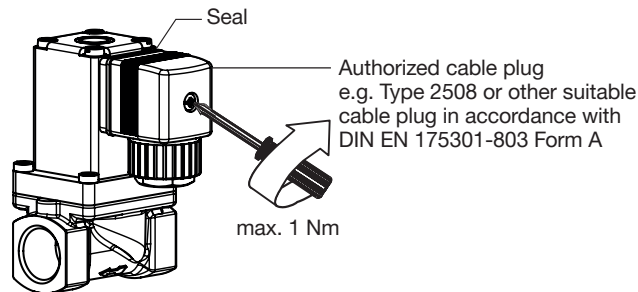
- ▶ Before reaching into the system, switch off the power supply and secure to prevent reactivation.
- ▶ Observe applicable accident prevention and safety regulations for electrical equipment.

If the protective conductor is not connected, there is a risk of electric shock!

- ▶ Always connect protective conductor and check electrical continuity.

Procedure:

- Tighten cable plug (for permitted types see data sheet), observing max. torque 1 Nm.
- Check that seal is fitted correctly.
- Connect protective conductor and check electrical continuity.



6 MAINTENANCE, TROUBLESHOOTING

6.1 Safety instructions



DANGER!

Risk of injury from high pressure in the equipment!

- ▶ Before loosening the lines and valves, turn off the pressure and vent the lines.

Risk of injury due to electrical shock!

- ▶ Before reaching into the system, switch off the power supply and secure to prevent reactivation!
- ▶ Observe applicable accident prevention and safety regulations for electrical equipment!



WARNING!

Risk of injury from improper maintenance!

- ▶ Maintenance may be carried out by authorized technicians only and with the appropriate tools!

Risk of injury from unintentional activation of the system and an uncontrolled restart!

- ▶ Secure system from unintentional activation.
- ▶ Following maintenance, ensure a controlled restart.

6.2 Malfunctions

If malfunctions occur, check whether:

- the device has been installed according to the instructions,
- the electrical and fluid connections are correct,
- the device is not damaged,
- all screws have been tightened,
- the voltage and pressure have been switched on,
- the pipelines are clean.

Malfunction	Possible cause
Valve does not switch	Short-circuit or coil interrupted
	Medium pressure outside the permitted pressure range
	Core / core area is dirty
	Flow restrictor hole in diaphragm dirty
Valve does not close	Internal space of the valve is dirty

7 SPARE PARTS



CAUTION!

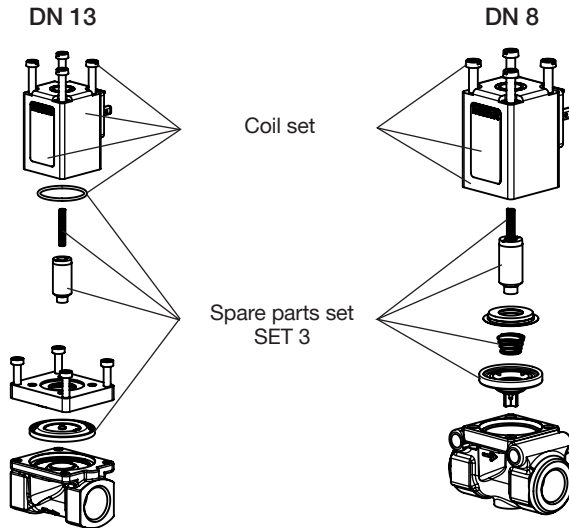
Risk of injury and/or damage by the use of incorrect parts!
Incorrect accessories and unsuitable spare parts may cause injuries and damage the device and the surrounding area.

- ▶ Use only original accessories and original spare parts from Bürkert.

7.1 Ordering spare parts

Order the spare parts set SET 3 or coil set quoting the identification number of the device.

7.2 Overview of spare parts



8 TRANSPORT, STORAGE, DISPOSAL

NOTE!

Transport damages!

Inadequately protected equipment may be damaged during transport.

- During transportation protect the device against wet and dirt in shock-resistant packaging.
- Avoid exceeding or dropping below the allowable storage temperature.

Incorrect storage may damage the device.

- Store the device in a dry and dust-free location!
- Storage temperature -40 ... +80 °C.

Damage to the environment caused by device components contaminated with media.

- Dispose of the device and packaging in an environmentally friendly manner.
- Observe applicable regulations on disposal and the environment.

Bürkert Fluid Control Systems
Sales Center
Christian-Bürkert-Str. 13-17
D-74653 Ingelfingen
Tel. + 49 (0) 7940 - 10 91 111
Fax + 49 (0) 7940 - 10 91 448
E-mail: info@burkert.com

International address
www.burkert.com

Manuals and data sheets on the Internet: www.burkert.com
Bedienungsanleitungen und Datenblätter im Internet: www.buerkert.de
Instructions de service et fiches techniques sur Internet : www.buerkert.fr

© Bürkert Werke GmbH & Co. KG, 2014 - 2017
Operating Instructions 1711/06_EU-ML_00893121 / Original DE

www.burkert.com