



Silencer

- Plastic variant
- Sintered bronze with threaded connection or plug-in connection
- Different designs
- Flat design for restricted installation space
- Stainless steel silencer

Product variants described in the data sheet may differ from the product presentation and description.

Type description

Silencers are used to reduce the noise level of air flowing out of the pneumatic valves. They consist of porous, permeable materials and are screwed directly to the outlet opening of a control valve.

Available variants:

- silencers in porous polyethylene
- silencers in sintered bronze with hexagon
- silencers in sintered bronze
- silencers in sintered bronze with slot
- silencers in sintered bronze with square
- plug-in silencers
- silencers in stainless steel
- flow restrictor silencers

Table of contents

1. General technical data	3
<hr/>	
2. Approvals and conformities	3
2.1. General notes	3
2.2. Conformity	3
2.3. Standards	3
<hr/>	
3. Materials	3
3.1. Bürkert resistApp	3
<hr/>	
4. Ordering information	3
4.1. Bürkert eShop	3
4.2. Bürkert product filter	4
4.3. Ordering chart	4
Polyethylene variant	4
Sintered bronze variants	4
Stainless steel variants	7

DTS 1000253751 EN Version: F Status: RL (released | freigegeben | validé) printed: 18.12.2024

1. General technical data

Note:

Further variants on request

Product properties

Dimensions Further information can be found in chapter "4. Ordering information" on page 3.

Material

Housing Porous polyethylene (details see "4.3. Ordering chart" on page 4)
 Sintered bronze (details see "4.3. Ordering chart" on page 4)
 Stainless steel (details see "4.3. Ordering chart" on page 4)

2. Approvals and conformities

2.1. General notes

- The approvals and conformities listed below must be stated when making enquiries. This is the only way to ensure that the product complies with all required specifications.
- Not all available variants can be supplied with the below mentioned approvals or conformities.

2.2. Conformity

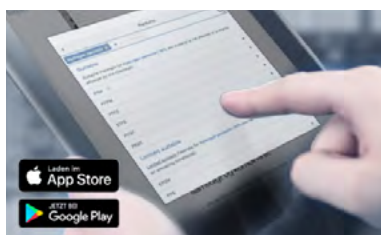
In accordance with the Declaration of Conformity, the product is compliant with the EU Directives.

2.3. Standards

The applied standards which are used to demonstrate compliance with the EU Directives are listed in the EU-Type Examination Certificate and/or the EU Declaration of Conformity.

3. Materials

3.1. Bürkert resistApp



Bürkert resistApp – Chemical resistance chart

You want to ensure the reliability and durability of the materials in your individual application case? Verify your combination of media and materials on our website or in our resistApp.

[Start chemical resistance check](#)

4. Ordering information

4.1. Bürkert eShop




Bürkert eShop – Easy ordering and quick delivery

You want to find your desired Bürkert product or spare part quickly and order directly? Our online shop is available for you 24/7. Sign up and enjoy all the benefits.

[Order online now](#)

4.2. Bürkert product filter



Bürkert product filter – Get quickly to the right product

You want to select products comfortably based on your technical requirements? Use the Bürkert product filter and find suitable articles for your application quickly and easily.

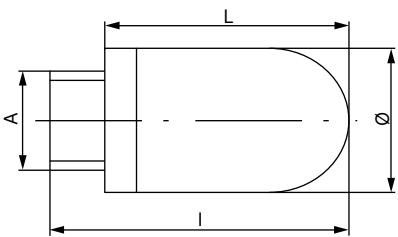
[Try out our product filter](#)

4.3. Ordering chart

Polyethylene variant

Porous polyethylene variant, oval

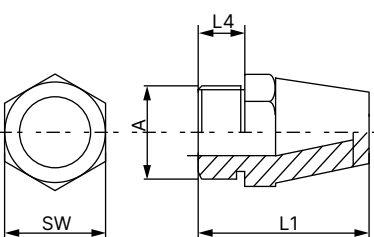
Medium: compressed air, average pore size: 25 µm, maximum pressure: 10 bar, maximum temperature: + 80 °C

Dimensions	A	L	l	Ø	Packaging unit	Article no.
		[mm]	[mm]	[mm]	[Pieces]	
	M5	17.5	21.5	6.8	1	780778
	G 1/8	28	34	13	1	780779
	G 1/4	36	43	16	1	780780
	G 3/8	58	68	24	1	780781
	G 1/2	69	79	24	1	780782
	G 3/4	115	131	35	1	780783
	G 1	140	160	46	1	780784

Sintered bronze variants

Sintered bronze variant with hexagon, conical

Medium: compressed air, average pore size: 80 µm, maximum pressure: 10 bar, maximum temperature: + 180 °C

Dimensions	A	L1	L4	SW	Packaging unit	Article no.
		[mm]	[mm]	[mm]	[Pieces]	
	G 1/8	28	6	13	10	780785
	G 1/4	34	8	17	10	780786
	G 3/8	36	10	22	1	780788
	G 1/2	44	12	27	1	780789
	G 3/4	54	14	32	1	780790

Sintered bronze variant with slot, conical

Medium: compressed air, average pore size: 80 µm, maximum pressure: 10 bar, maximum temperature: + 180 °C

Dimensions	A	D2	L1	L4	Packaging unit	Article no.
		[mm]	[mm]	[mm]	[Pieces]	
	G 1/8	11	21	5.5	10	780796
	G 1/4	14	27	8.5	10	780797
	G 3/8	18	36	11	10	780798
	G 1/2	24	44	11	1	780799

Sintered bronze variant with brass connection, conical

Medium: compressed air, average pore size: 80 µm; maximum pressure: 10 bar; maximum temperature: + 180 °C

Dimensions	A	L1	L4	SW	Packaging unit	Article no.
		[mm]	[mm]	[mm]	[Pieces]	
	G 1/8	28	6	13	10	780805
	G 1/4	34	8	17	10	780806
	G 3/8	36	10	22	1	780807
	G 1/2	44	12	27	1	780808
	G 3/4	54	14	32	1	780809

Sintered bronze variant, with hexagon, flat

Medium: compressed air, average pore size: 80 µm, maximum pressure: 10 bar, maximum temperature: + 180 °C

Dimensions	A	L1	L3	SW	Packaging unit	Article no.
		[mm]	[mm]	[mm]	[Pieces]	
	G 1/8	12	8.5	11	10	780810
	G 1/4	12	8.5	15	10	780811
	G 3/8	15	11	19	1	780812
	G 1/2	15	11	22	1	780813
	G 3/4	17	13	29	1	780814

Sintered bronze variant with copper connection, cylindrical

Medium pore size: 150 µm, maximum pressure: 6 bar, maximum temperature: + 180 °C

Dimensions	Connection	Packaging unit	Article no.
		[Pieces]	
	M5	10	780815

DTS 1000253751 EN Version: F Status: RL (released | freigegeben | valide) printed: 18.12.2024

Sintered bronze plug-silencer variant, nickel-plated brass housing

Medium: compressed air, maximum pressure: 12 bar, maximum temperature: + 80 °C

Dimensions	Ø D	Ø G	L	L1	Article no.
	[mm]	[mm]	[mm]	[mm]	
	4	13	41.5	24.5	784307
	6	15	48	29	784306
	8	15	49.5	29.5	784304
	10	19.5	68	43.5	784305

Sintered bronze variant with thread in brass with slot, retractable

Medium: compressed air, maximum pressure: 12 bar, maximum temperature: + 80 °C

Dimensions	A	Ø	Ø 1	L2	Packaging unit	Article no.
		[mm]	[mm]	[mm]	[Pieces]	
	G 1/8	6	5	4	10	788921
	G 1/4	8	6	4	10	781889
	G 3/8	10	8	5	1	788922
	G 1/2	15	12	8	1	788923
	G 3/4	20	17	10	1	788924
	G 1	26	23	10	1	788925

Sintered bronze variant with thread in brass, flat

Medium: compressed air, maximum pressure: 12 bar, maximum temperature: + 80 °C

Dimensions	A	Ø	L2	L1	SW	Packaging unit	Article no.
		[mm]	[mm]	[mm]	[mm]	[Pieces]	
	M5	6.5	3.5	8	8	10	788926
	G 1/8	11	6	13	13	10	788927
	G 1/4	14	8	16	16	10	788928
	G 3/8	17	9	18	19	1	788929
	G 1/2	22	11	20	24	1	788930
	G 3/4	28	13	24	30	1	788931
	G 1	34	15	27	36	1	788932

DTS 1000253751 EN Version: F Status: RL (released | freigegeben | valide) printed: 18.12.2024

Stainless steel variants

Stainless steel variant, flat

Medium: compressed air, maximum pressure: 12 bar, maximum temperature: + 80 °C

Dimensions	A	Ø	L1	SW	Packaging unit	Article no.
		[mm]	[mm]	[mm]	[Pieces]	
	M5	6.5	8	8	1	788933
	G 1/8	11	16	13	1	788934
	G 1/4	14	19	16	1	788935
	G 3/8	17	21	19	1	788936
	G 1/2	22	23	24	1	788937
	G 3/4	28	27	30	1	788938
	G 1	34	29	36	1	788939

Stainless steel variant, cylindrical

Medium: compressed air, maximum pressure: 12 bar, maximum temperature: + 80 °C

Dimensions	A	L1	L	SW	Packaging unit	Article no.
		[mm]	[mm]	[mm]	[Pieces]	
	M5	3.5	16	8	1	788964
	G 1/8	6	25	13	1	788965
	G 1/4	8	33	16	1	788966
	G 3/8	9	40	19	1	788967
	G 1/2	10	47	24	1	788968
	G 3/4	10	56	30	1	788969
	G 1	15	64	36	1	788970

DTS 1000253751 EN Version: F Status: RL (released | freigegeben | valide) printed: 18.12.2024