



Manual calibration and cleaning module

- On demand, on-site cleaning or calibration of sensors
- Compliance with individual quality standards and guidelines
- Long-term reliable and exact measurements
- Flexible use allows economical and thus easy on-site quality management

Product variants described in the data sheet may differ from the product presentation and description.

Can be combined with

	Type 8905 Online Analysis System	▶
	Type MS01 pH Sensor Cube	▶
	Type MS03 Conductivity Sensor Cube	▶
	Type MS04 Redox Sensor Cube	▶
	Type 8920 Bürkert Communicator	▶

Type description

The handy and simple MZ15 module enables the operator to carry out minor interventions in the field such as sensor cleaning or calibration.

This system accessory for the Online Analysis System Type 8905 also extends the flexibility and thus supports economical and time-saving operation.

In this context, the manual calibration and cleaning MZ15 module helps to observe the specific individual quality standards in a simple way.

Table of contents

1. General technical data	3
<hr/>	
2. Materials	3
2.1. Chemical Resistance Chart – Bürkert resistApp.....	3
3. Dimensions	4
3.1. Handheld calibration tool.....	4
4. Product design and assembly	4
4.1. Product assembly	4
Handheld calibration tool.....	4
5. Product accessories	5
<hr/>	
6. Networking and combination with other Bürkert products	5
<hr/>	
7. Ordering information	6
7.1. Bürkert eShop – Easy ordering and quick delivery.....	6
7.2. Bürkert product filter.....	6
7.3. Ordering chart.....	6
7.4. Ordering chart accessories.....	6

DTS 1000326996 EN Version: | Status: RL (released | freigegeben | valide) printed: 09.01.2025

1. General technical data

Product properties

Material

Please make sure the device materials are compatible with the fluid you are using. Detailed information can be found in chapter [“2.1. Chemical Resistance Chart – Bürkert resistApp” on page 3.](#)

Non wetted parts

Housing	ABS
Screws	Stainless steel, passivated steel
Fixed connector M12	Zn, CuZn, Au, PA

Wetted parts

Seal	EPDM
Others	PA, POM, PPS, silicone
Dimensions	Detailed information can be found in chapter “3. Dimensions” on page 4.
Weight (without bottle)	Approx. 900 g

Electrical data

Operating voltage	4 x 1.5 V DC non-rechargeable alkaline (LR6 AA) batteries
Supply voltage of the sensor cubes	Via connected M12 plug

Medium data

Fluid	Calibration solution
-------	----------------------

Process/Port connection & communication

Fluidic connection	Holder for 2 bottles with suction hose
Electrical connection	M12 plug (bÜS)

Approvals and certificates

Standards

Degree of protection according to IEC/ EN 60529	IP20
---	------

Directives

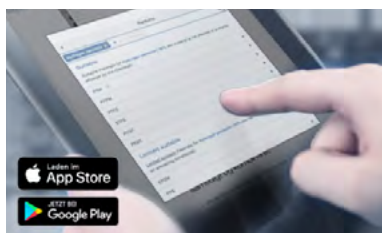
CE directives	The applied standards, which verify conformity with the EU Directives, can be found on the EU Type Examination Certificate and/or the EU Declaration of conformity (if applicable)
---------------	--

Environment and installation

Height above sea level	Max. 2000 m
Relative air humidity	< 90 %, without condensation
Ambient temperature	Operation and storage: +3...+40 °C

2. Materials

2.1. Chemical Resistance Chart – Bürkert resistApp



Bürkert resistApp – Chemical Resistance Chart

You want to ensure the reliability and durability of the materials in your individual application case? Verify your combination of media and materials on our website or in our resistApp.

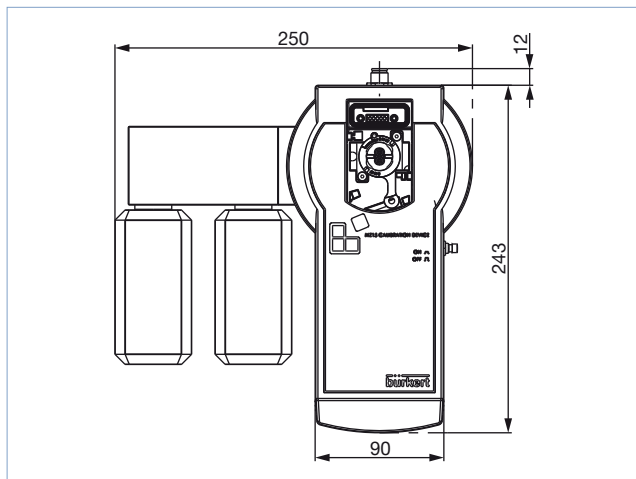
[Start Chemical Resistance Check](#)

3. Dimensions

3.1. Handheld calibration tool

Note:

Dimensions in mm

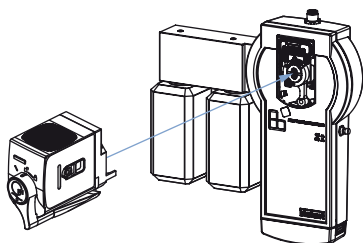


4. Product design and assembly

4.1. Product assembly

The handheld tool is an accessory designed to clean or calibrate the sensor cubes MS01, MS03 or MS04 for the online analysis system, Type 8905. The sensor cube, to be cleaned or calibrated, must be removed from the backplane of the 8905 system and inserted on the backplane of the portable cleaning or calibration tool.

Handheld calibration tool



The portable calibration tool must be connected to the 8905 online analysis system via a bÜS connection cable to access the calibration menu of the connected sensor. The portable calibration tool is equipped with a connection bracket, to which two bottles are to be screwed, one containing the calibration solution and the second used to recover the used solution. A pump sucks this solution through a pipe and returns it to the sensor cube. The calibration must be carried out according to the respective instructions of the sensor cube.

5. Product accessories

Note:

To set up a device without a display, please use the USB-büs interface set, Type 8923.

See “7.4. Ordering chart accessories” on page 6 for ordering information.

Accessories	No.	Description
	1	Quick-Start
	2	Power supply: 100...240 V AC/ 24 V DC 1 A and adaptors for power supply worldwide use
	3	büs terminating resistor on büs Y-splitter
	4	5 pin M12 male connector wired on free end cable
	5	büs connection cable with 5 pin M12 plug, micro USB B plug
	6	büs adapter with 5 pin M12 plug, A-coded to 5 pin M12 plug, A-coded
	7	büs stick (USB to büs/CANopen adaptor)
	8	büs service cable with 5 pin M12 plug, mini USB and circular plug-in connectors for power supply
	9	Magnetic key
	10	CD - Communicator (30-day license without registration, update and licensing over Bürkert home page)

6. Networking and combination with other Bürkert products



Product category

<p>Type 8905 ▶ Online analysis system</p>	<p>Type MS01 ▶ pH sensor cube</p>	<p>Type MS03 ▶ Conductivity sensor cube</p>	<p>Type MS04 ▶ ORP sensor cube</p>
--	--	--	---

DTS 1000326996 EN Version: | Status: RL (released | freigegeben | valide) printed: 09.01.2025

7. Ordering information

7.1. Bürkert eShop – Easy ordering and quick delivery



Bürkert eShop – Easy ordering and fast delivery

You want to find your desired Bürkert product or spare part quickly and order directly? Our online shop is available for you 24/7. Sign up and enjoy all the benefits.

[Order online now](#)

7.2. Bürkert product filter



Bürkert product filter – Get quickly to the right product
















You want to select products comfortably based on your technical requirements? Use the Bürkert product filter and find suitable articles for your application quickly and easily.

[Try out our product filter](#)

7.3. Ordering chart

Description	Article no.
Handheld calibration tool	568805 

7.4. Ordering chart accessories

Description	Article no.
Calibration solution pH 5.00 (20 °C), 50 ml	806698 
Calibration solution pH 7.00 (20 °C), 50 ml	806699 
Calibration solution pH 9.00 (20 °C), 50 ml	806700 
Flushing liquid, 50 ml	806709 
Flushing liquid, 250 ml	806710 
Calibration solution ORP 475 mV, 50 ml	807045 
Calibration solution conductivity 5 mS/cm (25 °C), 50 ml	807199 
Acidic cleaning solution, 250 ml	807478 
Alkaline cleaning solution, 250 ml	807486 
büS extension cable, M12 straight cable plug male/female, 1 m	772404 
büS extension cable, M12 straight cable plug male/female, 3 m	772405 
büS extension cable, M12 straight cable plug male/female, 5 m	772406 
büS-Y-splitter	772420 
 USB-büS-Interface Set 1, Type 8923 Detailed information can be found in chapter “5. Product accessories” on page 5.	772426 

Bürkert – Close to You

For up-to-date addresses
please visit us at
www.burkert.com

DTS 1000326996 EN Version: | Status: RL (released | freigegeben | validé) printed: 09.01.2025

