



## 2/2-way solenoid valve, direct-acting

- 2/2-way plunger valve up to DN 2.7
- Tool-free coil and core changing (core with the aid of bayonet catch)
- Push-in and flange variant
- Approval/conformities for use in the food sector
- Suitable for applications with hot water and steam

Product variants described in the data sheet may differ from the product presentation and description.

### Type description

Type 7015 is a direct-acting, non-media separated plunger valve for the filling and dosing of neutral liquids and gases. The material selection and valve sizing also ensure safe function and durability in hot water and steam applications. The innovative service concept allows the valve to be opened quickly and inspected, and wearing parts to be changed if needed, via a bayonet catch without the need for tools. The solenoid can be loosened and aligned in any position. Flange and push-in variants in PPS are available as port connections. The valve can be fastened and maintained quickly thanks to the optionally available quick clip brackets and/or screw fittings. The valve programme includes approvals and/or conformities as per Commission Regulation (EC) 1935/2004, FDA and NSF 169. The valves comply with degree of protection IP20.

## Table of contents

<b>1. General technical data</b>	<b>4</b>
<b>2. Product variants</b>	<b>5</b>
<b>3. Circuit functions</b>	<b>5</b>
<b>4. Approvals and conformities</b>	<b>5</b>
4.1. General notes .....	5
4.2. Conformity .....	5
4.3. Standards .....	5
4.4. North America (USA/Canada) .....	6
4.5. Foods and beverages/Hygiene .....	6
<b>5. Materials</b>	<b>7</b>
5.1. Bürkert resistApp .....	7
5.2. Material specifications .....	7
Flange variant .....	7
Push-in variant .....	7
<b>6. Dimensions</b>	<b>8</b>
6.1. Flange variant .....	8
6.2. Flange pattern .....	8
6.3. Push-in variant .....	9
Hose outer diameter 6 mm .....	9
Hose outer diameter 4 mm .....	10
6.4. Mounting bracket (Quick-Clip) .....	11
<b>7. Product connections</b>	<b>11</b>
7.1. Port connection .....	11
Pin assignment .....	11
<b>8. Performance specifications</b>	<b>11</b>
8.1. Power consumption .....	11
Standard variant with flat pin terminal, coil size 24.5 mm .....	11
<b>9. Product installation</b>	<b>12</b>
9.1. Mounting options .....	12
9.2. Installation dimensions Quick-Clip .....	13
<b>10. Product design and assembly</b>	<b>14</b>
10.1. Product features .....	14
Orientation of the coil .....	14
Locking pin .....	14
Replacement of the core .....	15

<b>11. Ordering information</b>	<b>16</b>
11.1. Bürkert eShop .....	16
11.2. Bürkert product filter .....	16
11.3. Bürkert Product Enquiry Form .....	16
11.4. Ordering chart .....	17
Standard variant with flat pin terminal, coil size 24.5 mm .....	17
11.5. Ordering chart accessories.....	17
Mounting bracket (Quick-Clip) .....	17

DTS 1000579958 EN Version: G Status: RL (released | freigegeben | valide) printed: 15.01.2026

## 1. General technical data


Product properties	
Dimensions	Further information can be found in chapter <a href="#">"6. Dimensions" on page 8.</a>
Material	
Seal	FKM, EPDM
Housing	Polyphenylene sulphide (PPS)
Weight	
Push-in housing <sup>1)</sup>	115 g
Flange housing <sup>1)</sup>	110 g
Orifice	DN 1.6...DN 2.7
Circuit function	A Further information can be found in chapter <a href="#">"3. Circuit functions" on page 5.</a>
Thermal insulation class of solenoid coil	Epoxy coil class H
Performance data	
Duty cycle/single valve	100 % continuous operation (at max. + 65 °C ambient temperature)
Switching time <sup>2)</sup>	Opening: 8...15 ms Closing: 15...20 ms
Electrical data	
Operating voltage	24 V DC
Nominal power	7 W
Voltage tolerance	± 3 %
Medium data	
Operating medium	Neutral gases and liquids (e.g. air, water, coffee, steam) (see chapter <a href="#">"5.1. Bürkert resistApp" on page 7</a> )
Medium temperature	Liquid medium: + 5 °C...+ 100 °C Gaseous medium: + 5 °C...+ 145 °C
Viscosity	Max. 21 mm <sup>2</sup> /s
Product connections	
Electrical connection	Flat pin terminal (6.3 × 0.8) as protection class III device
Port connection	Flange Push-in housing (hose outer diameter 6 mm) Push-in housing (hose outer diameter 4 mm)
Approvals and conformities	
Degree of protection	IP20
North America (USA/Canada)	Further information can be found in chapter <a href="#">"4.4. North America (USA/Canada)" on page 6.</a>
Foods and beverages/Hygiene	Further information can be found in chapter <a href="#">"4.5. Foods and beverages/Hygiene" on page 6.</a>
Environment and installation	
Installation position	As required, preferably with actuator upright
Ambient temperature	Max. + 65 °C

1.) Standard variant 24.5 mm solenoid coil

2.) Measurement at + 20 °C, nominal pressure<sup>3)</sup> at the valve outlet acc. to DIN ISO 12238:2001, opening: pressure build-up 0...10 %, closing: pressure reduction 100...90 %

3.) Pressure data: overpressure to atmospheric pressure and air as a medium

## 2. Product variants



## 3. Circuit functions

Symbol	Description
	<p><b>Circuit function A (CF A)</b>                      2/2-way solenoid valve                      Direct-acting                      Normally closed</p>

## 4. Approvals and conformities

### 4.1. General notes

- The approvals and conformities listed below must be stated when making enquiries. This is the only way to ensure that the product complies with all required specifications.
- Not all available variants can be supplied with the below mentioned approvals or conformities.

### 4.2. Conformity

In accordance with the Declaration of Conformity, the product is compliant with the EU Directives.

### 4.3. Standards

The applied standards which are used to demonstrate compliance with the EU Directives are listed in the EU-Type Examination Certificate and/or the EU Declaration of Conformity.

DTS 1000579958 EN Version: G Status: RL (released | freigegeben | valide) printed: 15.01.2026

#### 4.4. North America (USA/Canada)

**Note:**

The UL Recognized coil approval applies as standard for this type. If you require any further certificate, please contact your Bürkert contact.

Approval	Description
	<p><b>Valid for coils: UL Recognized for the USA and Canada</b></p> <p>The coils are UL Recognized for the USA and Canada according to:</p> <ul style="list-style-type: none"> <li>• UL 429 (electrically operated valves)</li> <li>• CAN/CSA-C22.2 No. 139</li> </ul>

#### 4.5. Foods and beverages/Hygiene

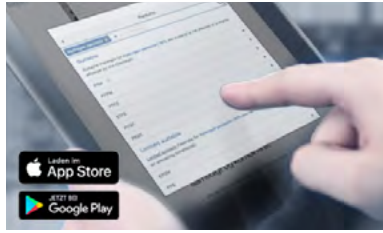
Approval	Description
	<p><b>NSF/ANSI 169 (valid for the variable code PL05)</b></p> <p>The products are approved according to NSF/ANSI 169 (special purpose food equipment and devices).</p>

Conformity	Description
FDA	<p><b>FDA – Code of Federal Regulations (valid for the variable code PL02, PL03)</b></p> <p>All wetted materials are compliant with the Code of Federal Regulations published by the FDA (Food and Drug Administration, USA) according to the manufacturer's declaration.</p>
USP	<p><b>United States Pharmacopeial Convention (USP) (valid for the variable code PL04)</b></p> <p>All wetted materials are biocompatible according to the manufacturer's declaration.</p>
	<p><b>EC Regulation 1935/2004 of the European Parliament and of the Council (valid for the variable code PL01, PL02)</b></p> <p>All wetted materials are compliant with EC Regulation 1935/2004/EC according to the manufacturer's declaration.</p>

DTS 1000579958 EN Version: G Status: RL (released | freigegeben | valide) printed: 15.01.2026

## 5. Materials

### 5.1. Bürkert resistApp



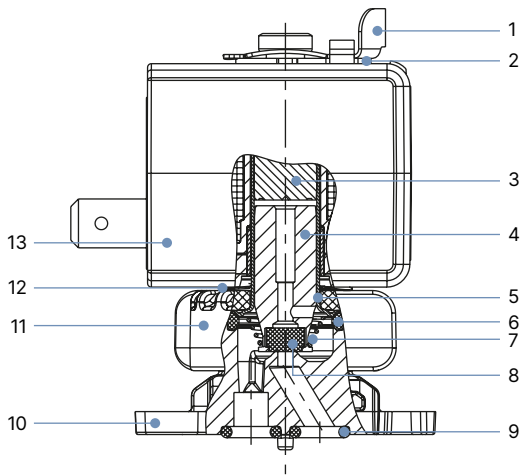
#### Bürkert resistApp – Chemical resistance chart

You want to ensure the reliability and durability of the materials in your individual application case? Verify your combination of media and materials on our website or in our resistApp.

[Start chemical resistance check](#)

### 5.2. Material specifications

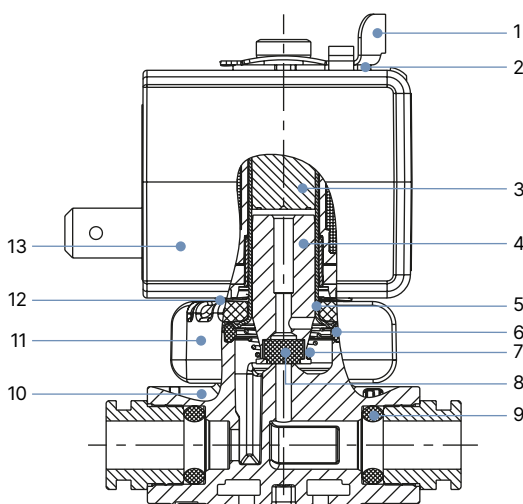
#### Flange variant



No.	Element	Material
1	Pushover plate	Stainless steel 1.4310
2	Retaining plate	Stainless steel 1.4301
3	Stopper <sup>1.)</sup>	Stainless steel 1.4113
4	Core <sup>1.)</sup>	Stainless steel 1.4113
5	Core guide tube <sup>1.)</sup>	Stainless steel 1.4303
6	Sealing ring <sup>1.)</sup>	EPDM
7	Spring <sup>1.)</sup>	Stainless steel 1.4310
8	Seal <sup>1.)</sup>	FKM/EPDM
9	O-ring <sup>1.)</sup>	EPDM
10	Valve body <sup>1.)</sup>	PPS
11	Union nut to bayonet catch	PA
12	Anti-twist plate	Stainless steel 1.4310
13	Coil	Epoxy

1.) Wetted

#### Push-in variant



No.	Element	Material
1	Pushover plate	Stainless steel 1.4310
2	Retaining plate	Stainless steel 1.4301
3	Stopper <sup>1.)</sup>	Stainless steel 1.4113
4	Core <sup>1.)</sup>	Stainless steel 1.4113
5	Core guide tube <sup>1.)</sup>	Stainless steel 1.4303
6	Sealing ring <sup>1.)</sup>	EPDM
7	Spring <sup>1.)</sup>	Stainless steel 1.4310
8	Seal <sup>1.)</sup>	FKM/EPDM
9	O-ring <sup>1.)</sup>	EPDM
10	Valve body <sup>1.)</sup>	PPS
11	Union nut to bayonet catch	PA
12	Anti-twist plate	Stainless steel 1.4310
13	Coil	Epoxy

1.) Wetted

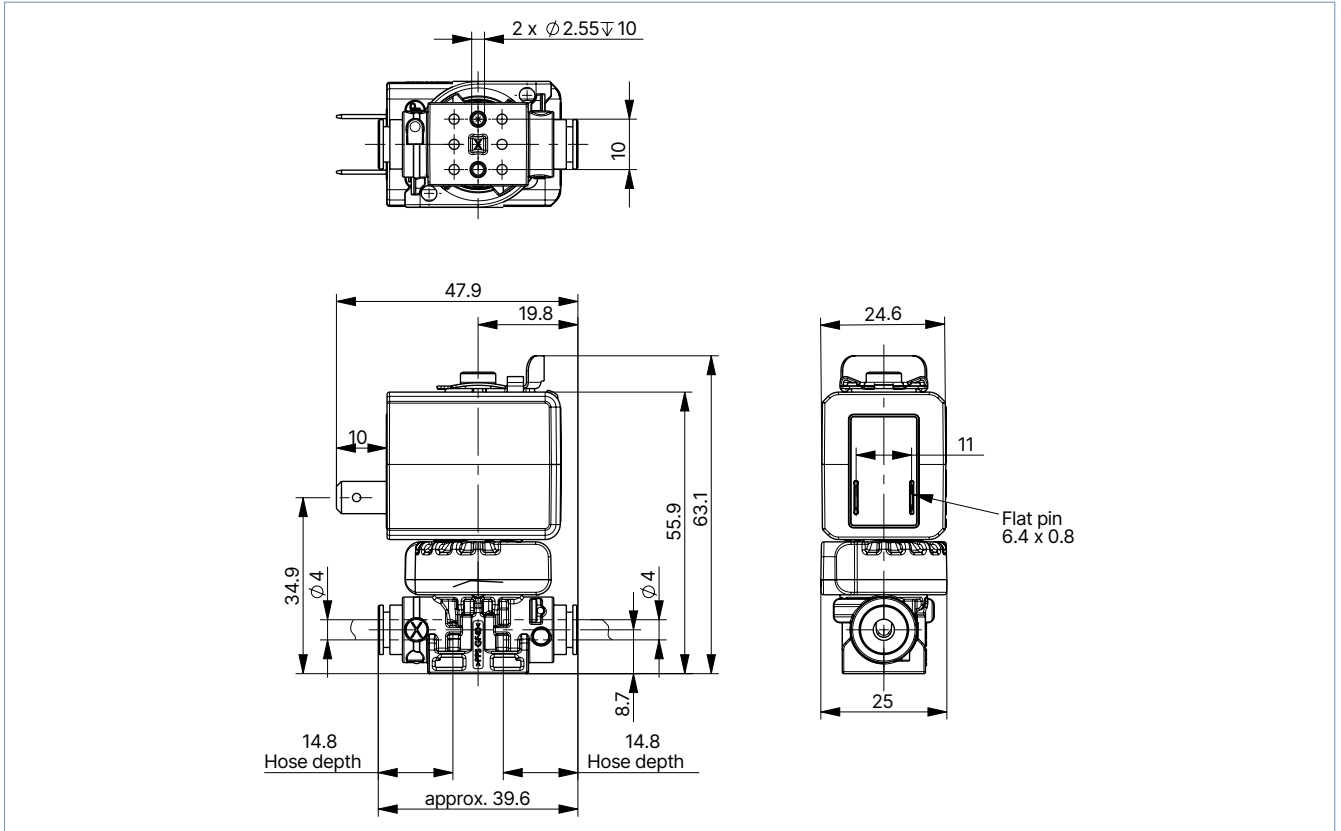




**Hose outer diameter 4 mm**

**Note:**

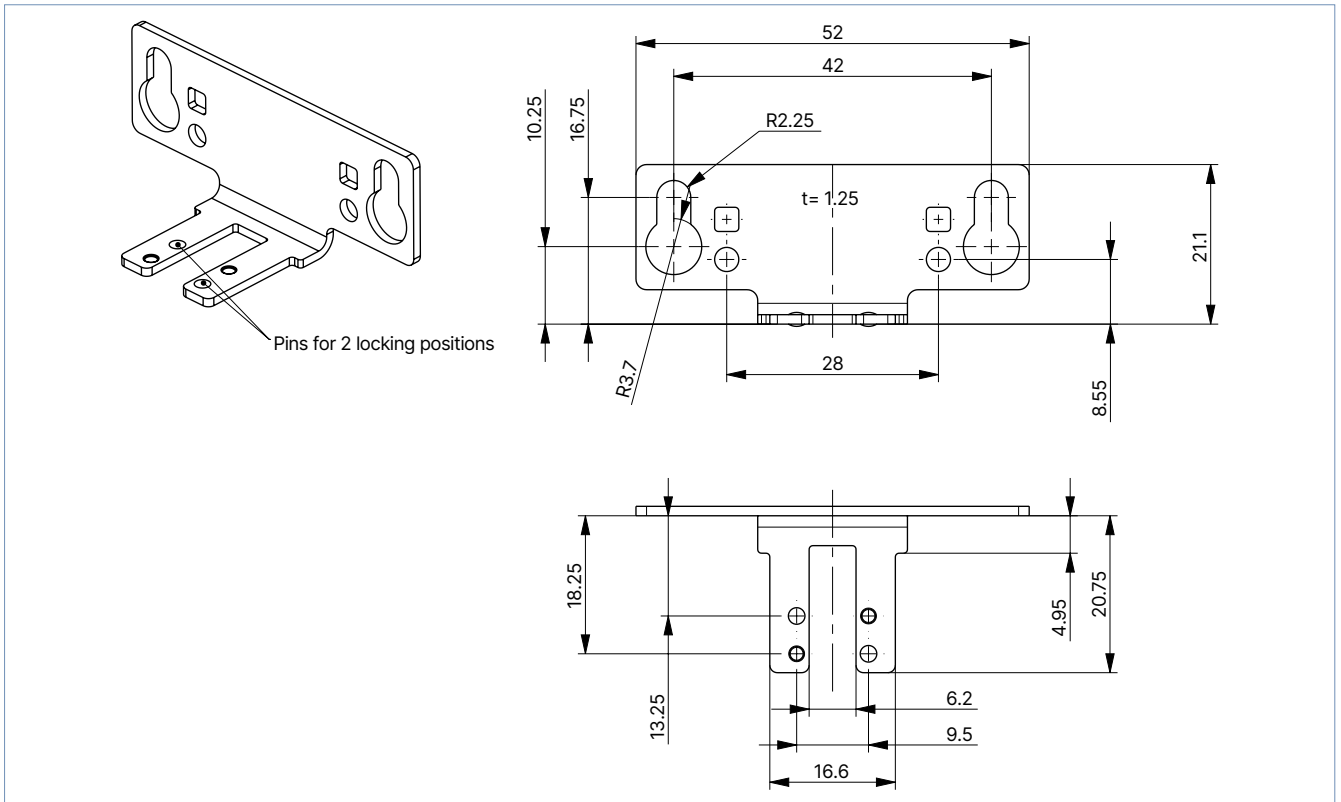
Dimensions in mm



### 6.4. Mounting bracket (Quick-Clip)

**Note:**

Dimensions in mm



## 7. Product connections

### 7.1. Port connection

**Pin assignment**

The Type 7015 valve is supplied with circuit function A (standard) with flow below seat. This connection is designated as the pressure input (NC) and is marked with Y. The pin assignment can also be found on the type label with "Y=Inlet". The valve outlet is marked with X.

## 8. Performance specifications

### 8.1. Power consumption

Standard variant with flat pin terminal, coil size 24.5 mm

Coil	Orifice [mm]	Electrical power consumption		Switching times <sup>1)</sup>	
		DC Cold [W]	Warm [W]	Opening [ms]	Closing [ms]
24 V/DC/7 W	1.6	7	5.5	8...15	15...20
	2.0				
	2.7				

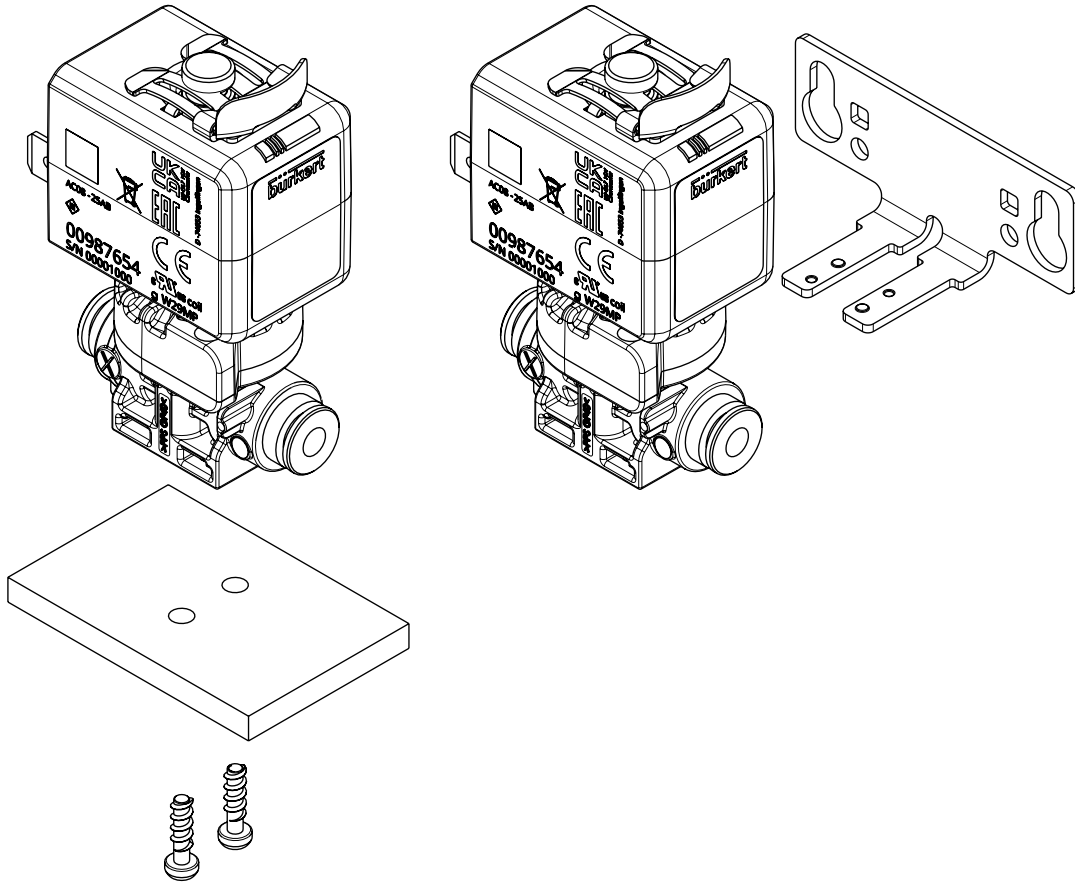
1.) Measurement at + 20 °C, nominal pressure<sup>2)</sup> at the valve outlet acc. to DIN ISO 12238:2001, opening: pressure build-up 0...10 %, closing: pressure reduction 100...90 %

2.) Pressure data: overpressure to atmospheric pressure and air as a medium

## 9. Product installation

### 9.1. Mounting options

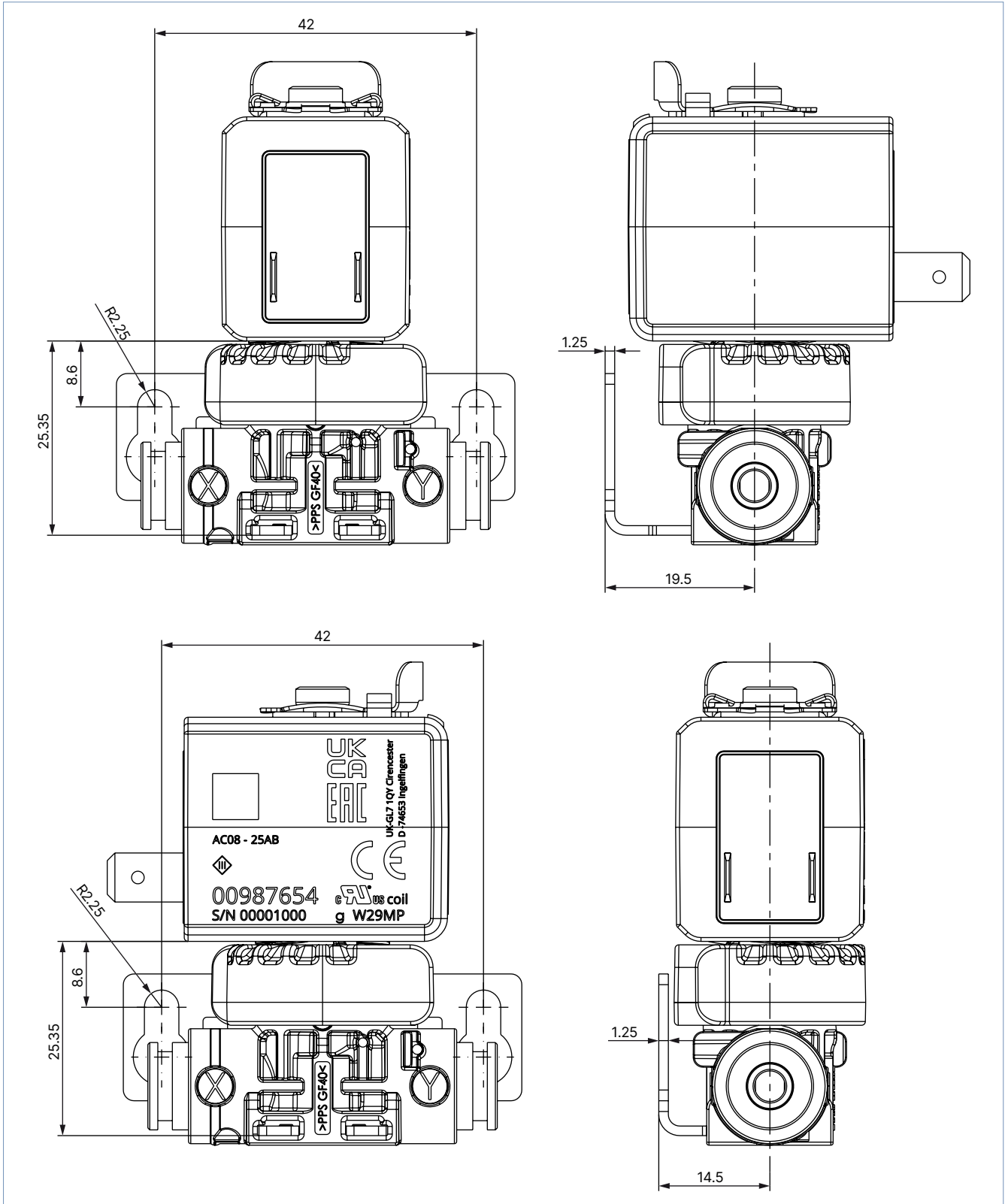
The push-in variant can be fixed with self-tapping screws or with the mounting bracket (Quick-Clip).



**9.2. Installation dimensions Quick-Clip**

**Note:**

Dimensions in mm



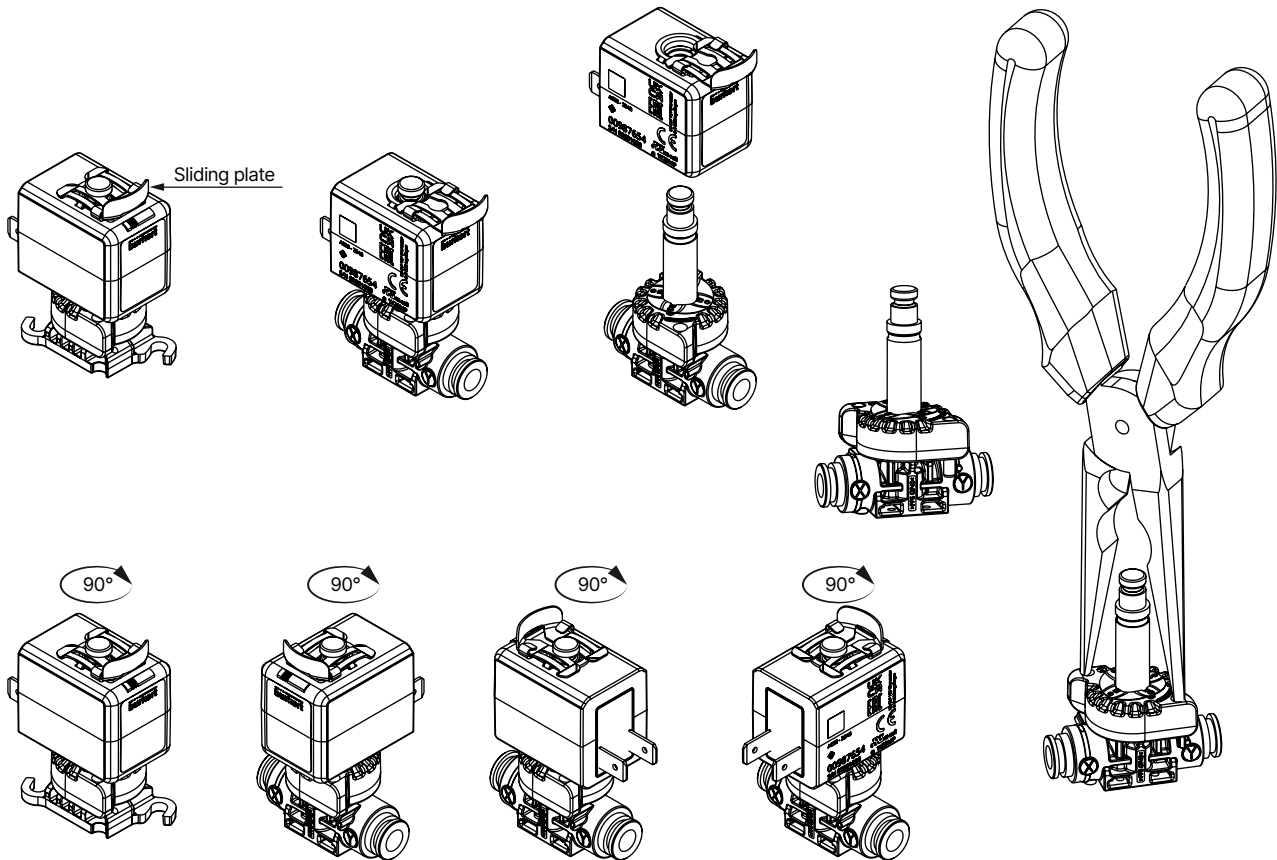
DTS 1000579958 EN Version: G Status: RL (released | freigegeben | valide) printed: 15.01.2026

## 10. Product design and assembly

### 10.1. Product features

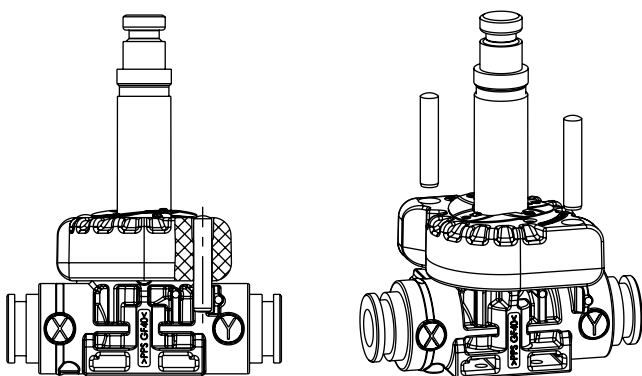
#### Orientation of the coil

By loosening the sliding plate, the solenoid coil can be removed and, if necessary, the orientation of the solenoid coil can be changed.



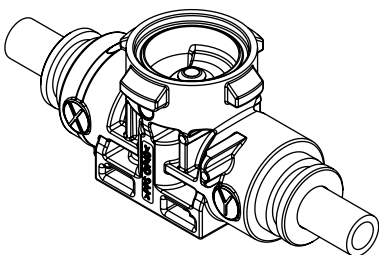
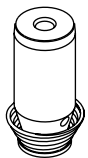
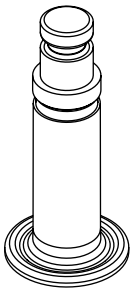
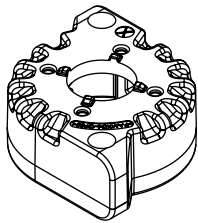
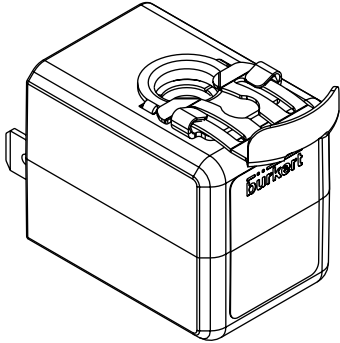
#### Locking pin

By means of a parallel pin with a diameter of 3 mm and a length of 16...18 mm (not included in the scope of delivery), the union nut can be additionally fixed in the closed position.



### Replacement of the core

By opening the bayonet catch, the solenoid valve can be separated from the valve body. In this state, the core with the seat seal can be inspected and easily replaced if necessary.



## 11. Ordering information

### 11.1. Bürkert eShop



#### Bürkert eShop – Easy ordering and quick delivery

You want to find your desired Bürkert product or spare part quickly and order directly? Our online shop is available for you 24/7. Sign up and enjoy all the benefits.

[Order online now](#)

### 11.2. Bürkert product filter



#### Bürkert product filter – Get quickly to the right product

You want to select products comfortably based on your technical requirements? Use the Bürkert product filter and find suitable articles for your application quickly and easily.

[Try out our product filter](#)

### 11.3. Bürkert Product Enquiry Form



#### Bürkert Product Enquiry Form – Your enquiry quickly and compactly

Would you like to make a specific product enquiry based on your technical requirements? Use our Product Enquiry Form for this purpose. There you will find all the relevant information for your Bürkert contact. This will enable us to provide you with the best possible advice.

[Fill out the form now](#)

DTS 1000579958 EN Version: G Status: RL (released | freigegeben | valide) printed: 15.01.2026

### 11.4. Ordering chart

#### Standard variant with flat pin terminal, coil size 24.5 mm

**Note:**

- All valves are delivered without a cable plug.
- All valves have PPS as housing material.
- For all valves, the maximum duty cycle is 100 % continuous operation.

Circuit function	Port connection	Orifice [mm]	Q <sub>ln</sub> value air <sup>1.)</sup> [l/min]	K <sub>v</sub> value water <sup>2.)</sup> [m <sup>3</sup> /h]	Voltage/ Frequency [V/Hz]	Medium pressure max.		Seal material	Article no.
						Ambient temperature + 65 °C			
						Water [bar]			
<b>CFA</b> 2/2-way solenoid valve Direct-acting Normally closed 	Bürkert flange	1.6	70	0.065	024 / DC / 7	14	FKM	20043160	
		2.0	108	0.100		10		20026392	
		2.7	168	0.155		3		20043161	
	Push-in 6/4 mm	1.6	65	0.060		14		20043162	
		2.0	97	0.090		10		20025851	
		2.7	152	0.140		3		20043163	
	Push-in 4/2 mm	1.6	49	0.045		14		20055572	

1.) Measurement at +20 °C, 6 bar at the valve outlet and 1 bar pressure difference  
 2.) Measurement at +20 °C, 1 bar at the valve inlet and free outlet

### 11.5. Ordering chart accessories

#### Mounting bracket (Quick-Clip)

Description	Packaging unit	Article no.
	10 pcs.	20042946
	100 pcs.	20042945

DTS 1000579958 EN Version: G Status: RL (released | freigegeben | valide) printed: 15.01.2026