






3/2-way solenoid valve for pneumatic applications

- Compact valve
- Fast switching times
- Low power consumption
- Rocker pilot in DC



Product variants described in the data sheet may differ from the product presentation and description.

Can be combined with

	Type 8644 AirLINE SP electropneumatic automation system	▶
	Type 8640 Modular valve island for pneumatics	▶
	Type 2516 Cable plug, form C according to DIN EN 175301-803	▶

Type description

The valves Type 6526 consist of a pilot rocker solenoid valve Type 6106 and a pneumatic seat valve. The action principle allows the switching of high pressures combined with low power consumption and short switching times. The valves are extendable and, with plug connection to the rear, can be preferably used on valve islands (Types 8640 or 8644) or, with tag connectors to the front, on valve blocks for activating pneumatic actuators. All the pilot valves are equipped with manual override as standard.

DTS 1000019897 EN Version: I Status: RL (released | freigegeben | validé) printed: 09.01.2025

Table of contents

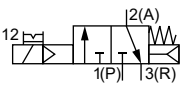
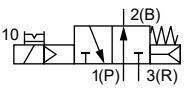
1. General technical data	3
2. Circuit functions	3
3. Approvals and conformities	4
3.1. General notes	4
3.2. Conformity	4
3.3. Standards	4
3.4. Explosion protection.....	4
3.5. North America (USA/Canada)	4
4. Materials	4
4.1. Bürkert resistApp	4
5. Dimensions	5
5.1. Standard version 3/2-way	5
6. Product design and assembly	6
6.1. Product assembly	6
Standard version 3/2-way	6
7. Ordering information	7
7.1. Bürkert eShop	7
7.2. Bürkert product filter	7
7.3. Ordering chart	7
7.4. Ordering chart accessories.....	8
Pneumatic modules Type MP12.....	8
Cable plug Type 2516, form C according to DIN EN 175301 - 803	8

DTS 1000019897 EN Version: | Status: RL (released | freigegeben | validé) printed: 09.01.2025

1. General technical data

Product properties	
Dimensions	Further information can be found in chapter "5. Dimensions" on page 5.
Material	
Seal	NBR
Body	Polyamide
Weight	85 g
Manual override	Standard
Orifice	DN 6.0
Pneumatic module	Type MP12, plug-in coupling Ø 8 mm
Circuit function	C and D Further information can be found in chapter "2. Circuit functions" on page 3.
Performance data	
Duty cycle	100 % continuous operation
Switching frequency	Approx. 1000 c.p.m.
Electrical data	
Operating voltage	24 V DC
Nominal power	2 W, 1 W
Voltage tolerance	± 10 %
Medium data	
Operating medium	Lubricated or oil-free compressed dry air, neutral gases (10 µm filter recommended)
Medium temperature	- 10 °C...+ 50 °C
Process/Port connection & communication	
Electrical connection	Plug contacts according to DIN EN 175301 - 803 form C for cable plug Type 2516 ▶. Further information can be found in chapter "Cable plug Type 2516, form C according to DIN EN 175301 - 803" on page 8.
Port connection	Flange for MP12
Approvals and conformities	
Degree of protection	IP65 with cable plug
Protection class	3 according to VDE 0580
Explosion protection	Further information can be found in chapter "3.4. Explosion protection" on page 4.
North America (USA/Canada)	Further information can be found in chapter "3.5. North America (USA/Canada)" on page 4.
Environment and installation	
Installation position	As required, preferably with actuator upright
Mounting	With 2 screws M3 × 30
Ambient temperature	- 10 °C...+ 55 °C

2. Circuit functions

Symbol	Description
	Circuit function C (CF C) 3/2-way solenoid valve Servo-controlled, with manual override Normally closed
	Circuit function D (CF D) 3/2-way solenoid valve Servo-controlled, with manual override Normally open

3. Approvals and conformities

3.1. General notes

- The approvals and conformities listed below must be stated when making enquiries. This is the only way to ensure that the product complies with all required specifications.
- Not all available versions can be supplied with the below mentioned approvals or conformities.



3.2. Conformity

In accordance with the Declaration of Conformity, the product is compliant with the EU Directives.


3.3. Standards

The applied standards which are used to demonstrate compliance with the EU Directives are listed in the EU-Type Examination Certificate and/or the EU Declaration of Conformity.

3.4. Explosion protection

Approval	Description
	Optional: Explosion protection EU type examination certificate: PTB 01 ATEX 2175 / IECEx PTB 06.0102 As a category 2 device suitable for zone 1 and zone 2 (optional).
	ATEX: PTB 01 ATEX 2175 II 2G Ex ia IIC T5, T6 Gb IECEx: IECEx PTB 06.0102 Ex ia IIC T5, T6 Gb

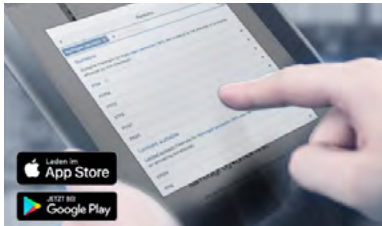
3.5. North America (USA/Canada)

Approval	Description
	Optional (valid for pilot control valve): UL Recognized for the USA and Canada ¹⁾ The pilot control valves are UL Recognized for the USA and Canada according to: <ul style="list-style-type: none"> • UL 429 (electrically operated valves) • CAN/CSA-C22.2 No. 139

1) This device is intended to be used with a NEC Class 2 power source or NEC Class 2 transformer in accordance with UL1310 or UL1585.

4. Materials

4.1. Bürkert resistApp



Bürkert resistApp – Chemical resistance chart

You want to ensure the reliability and durability of the materials in your individual application case? Verify your combination of media and materials on our website or in our resistApp.

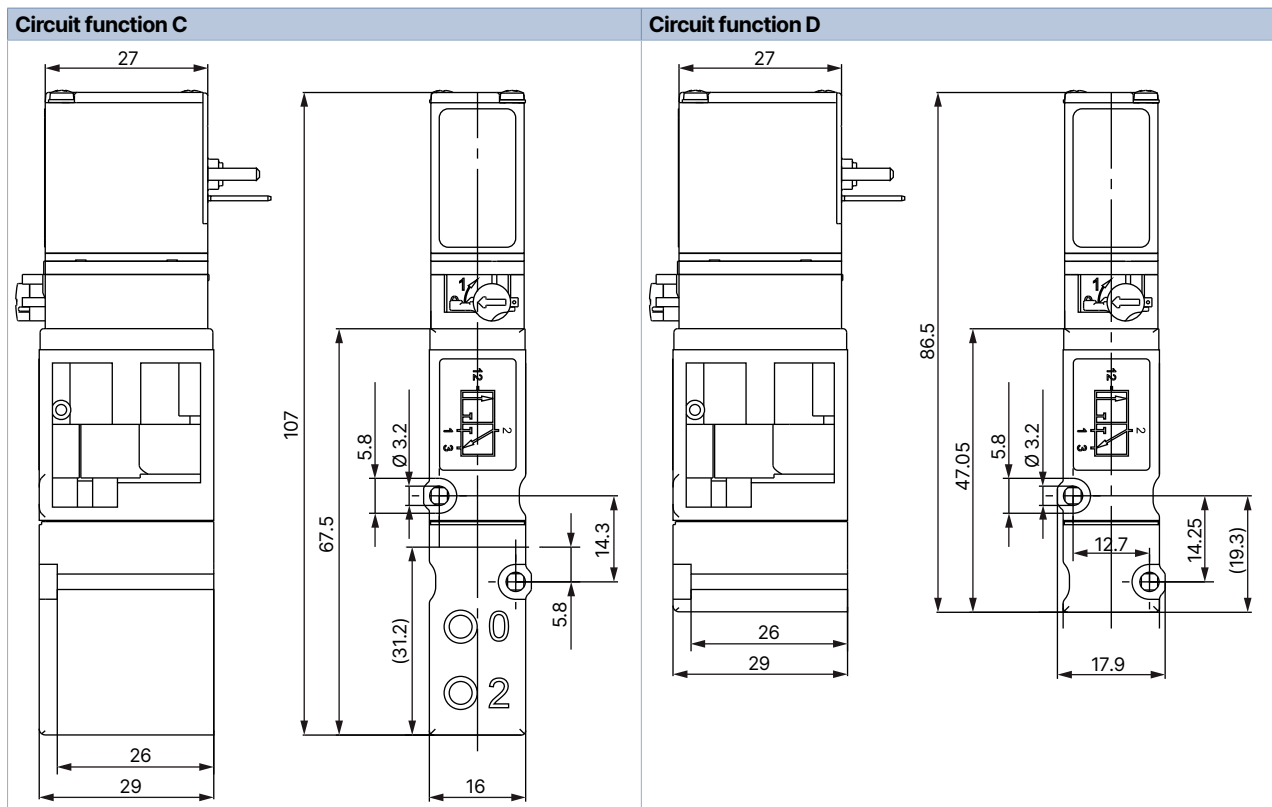
[Start chemical resistance check](#)

5. Dimensions

5.1. Standard version 3/2-way

Note:

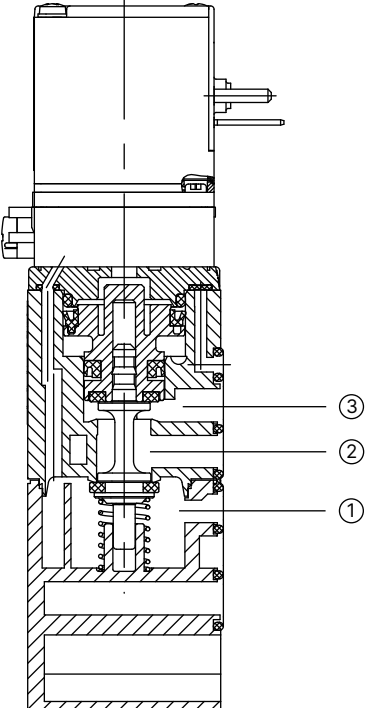

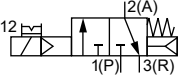
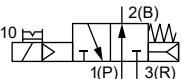
- Dimensions in mm
- Long version: can be mounted on a valve island with Type 6527.
- Short version: cannot be mounted on a valve island with Type 6527.



6. Product design and assembly

6.1. Product assembly


Standard version 3/2-way

Sectional drawing	Connection overview ¹⁾	Circuit function
 <p>③ ② ①</p>	 <p>3/R 2/A 1/P</p>	<p>CF C</p>  <p>CF D</p> 

1.) Picture shows an Ex i version

7. Ordering information

7.1. Bürkert eShop




Bürkert eShop – Easy ordering and quick delivery

You want to find your desired Bürkert product or spare part quickly and order directly? Our online shop is available for you 24/7. Sign up and enjoy all the benefits.

[Order online now](#)

7.2. Bürkert product filter

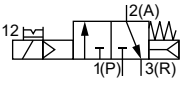
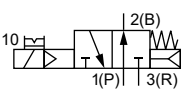


Bürkert product filter – Get quickly to the right product

You want to select products comfortably based on your technical requirements? Use the Bürkert product filter and find suitable articles for your application quickly and easily.

[Try out our product filter](#)

7.3. Ordering chart

Circuit function	Orifice	Q _{Nn} value air	Switching times		Voltage/ Frequency	Nominal power	Pressure range	Article no.
	[mm]		[l/min]	Opening [ms]				
3/2-way								
CFC 3/2-way solenoid valve Servo-controlled, with manual override Normally closed 	6	700	20	12	24 V DC	2	1.0...10 ^{2.)}	156842
			20	12	24 V DC	2	1.0...10 ^{2.)}	163028
			20	12	24 V DC	2	2.0...10	156318
			20	12	24 V DC	2	2.0...10	158944
			20	12	24 V DC	2	2.0...10	160405
			20	17	24 V DC	1	2.0...8.0	156840
			20	12	24 V DC	1	2.0...8.0	158947
			20	12	24 V DC	1	2.0...8.0	160408
CFD 3/2-way solenoid valve Servo-controlled, with manual override Normally open 	6	700	12	20	24 V DC	2	2.0...10	156320
			20	12	24 V DC	2	2.0...10	158946
			20	12	24 V DC	2	2.0...10	160407
			17	20	24 V DC	1	2.0...8.0	156841
			20	12	24 V DC	1	2.0...8.0	160409

1.) In combination with valve islands the closing time will be approx. 5 ms longer.

2.) Version with auxiliary pilot air

DTS 1000019897 EN Version: I Status: RL (released | freigegeben | validé) printed: 09.01.2025

7.4. Ordering chart accessories

Pneumatic modules Type MP12

Description	Article no.
Right connection module, G 3/8	655110
Left connection module, G 3/8	655109
Type MP12 pneumatic base module, 2-fold, without check valve, plug-in coupling Ø 8 mm	156617
Type MP12 pneumatic base module, 2-fold, with integrated check valve in R and S channel, plug-in coupling Ø 8 mm	156632
Type MP12 pneumatic base module, 4-fold, without check valve, plug-in coupling Ø 8 mm	156656
Type MP12 pneumatic base module, 4-fold, with integrated check valve in R and S channel, plug-in coupling Ø 8 mm	156659
Cover plate for solenoid valves Type 6526/6527	653765

Cable plug Type 2516, form C according to DIN EN 175301 - 803

Note:

- Dimensions in mm
- Delivery of cable plug includes a flat seal and a fixing screw.
- For further versions see data sheet **Type 2516**

Cable plug	Dimensions	Version	Voltage	Article no.
		Without circuitry	0...250 V AC/DC	303141
		With LED	12...24 V AC/DC	303145
		With LED and varistor	12...24 V AC/DC	303148
		With rectifier, LED and varistor	12...24 V AC/DC	303142

DTS 1000019897 EN Version: | Status: RL (released | freigegeben | validé) printed: 09.01.2025