



### 5/2-way pulse or 5/3-way solenoid valve for pneumatic applications

- 11 mm width/station
- Compact design
- Block assembly
- Fast switching times



Product variants described in the data sheet may differ from the product presentation and description.

#### Type description

The pilot valve Type 0460 consists of a pilot control solenoid valve with double coil and pneumatic slide valve. The principle allows the switching of high pressures together with low power consumption and fast switching times. All valves are equipped with a manual override as a standard.

## Table of contents

<b>1. General technical data</b>	<b>3</b>
<b>2. Circuit functions</b>	<b>3</b>
<b>3. Approvals and conformities</b>	<b>4</b>
3.1. General notes .....	4
3.2. Conformity .....	4
3.3. Standards .....	4
<b>4. Materials</b>	<b>4</b>
4.1. Bürkert resistApp .....	4
<b>5. Dimensions</b>	<b>5</b>
5.1. 5/2-way impulse and 5/3-way version .....	5
<b>6. Ordering information</b>	<b>5</b>
6.1. Bürkert eShop .....	5
6.2. Bürkert product filter .....	5
6.3. Ordering chart .....	6
6.4. Ordering chart accessories .....	6
Cable plug Type 2505 .....	6

DTS 1000187175 EN Version: E Status: RL (released | freigegeben | valide) printed: 03.03.2025

## 1. General technical data

Product properties	
Dimensions	Further information can be found in chapter "5. Dimensions" on page 5.
Material	
Seal	NBR
Body	Aluminium
Manual override	Standard
Orifice	DN 2.5
Pneumatic module	MP11, MP16
Circuit function	L, N and Z Further information can be found in chapter "2. Circuit functions" on page 3.
Performance data	
Flow rate ( $Q_{Nn}$ value air) <sup>1)</sup>	200 l/min
Response time <sup>2)</sup>	15 ms...20 ms
Electrical data	
Operating voltages	24 V DC
Nominal power	1 W
Medium data	
Operating medium	Lubricated or oil-free compressed dry air, neutral gases (5 µm filter recommended)
Process/Port connection & communication	
Electrical connection	Rectangular plug
Port connection	Flange

1.) Measurement at +20 °C, 6 bar at the valve inlet and 1 bar differential pressure  
 2.) Measurement according to ISO 12238

## 2. Circuit functions

Symbol	Description
	<b>Circuit function L (CF L)</b> 5/3-way solenoid valve In middle position all ports locked With auxiliary pressure, with manual override
	<b>Circuit function N (CF N)</b> 5/3-way solenoid valve With manual override In middle position ports 2 and 4 exhausted
	<b>Circuit function Z (CF Z)</b> 5/2-way solenoid valve Impulse version with 2 coils Pressure applied via port (1), therefore one of the two ports (2) or (4) is under pressure.

DTS 1000187175 EN Version: E Status: RL (released | freigegeben | valide) printed: 03.03.2025

### 3. Approvals and conformities

#### 3.1. General notes

- The approvals and conformities listed below must be stated when making enquiries. This is the only way to ensure that the product complies with all required specifications.
- Not all available versions can be supplied with the below mentioned approvals or conformities.

#### 3.2. Conformity

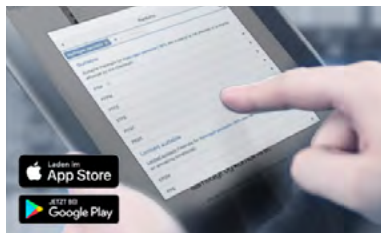
In accordance with the Declaration of Conformity, the product is compliant with the EU Directives.

#### 3.3. Standards

The applied standards which are used to demonstrate compliance with the EU Directives are listed in the EU-Type Examination Certificate and/or the EU Declaration of Conformity.

### 4. Materials

#### 4.1. Bürkert resistApp



##### Bürkert resistApp – Chemical resistance chart

You want to ensure the reliability and durability of the materials in your individual application case? Verify your combination of media and materials on our website or in our resistApp.

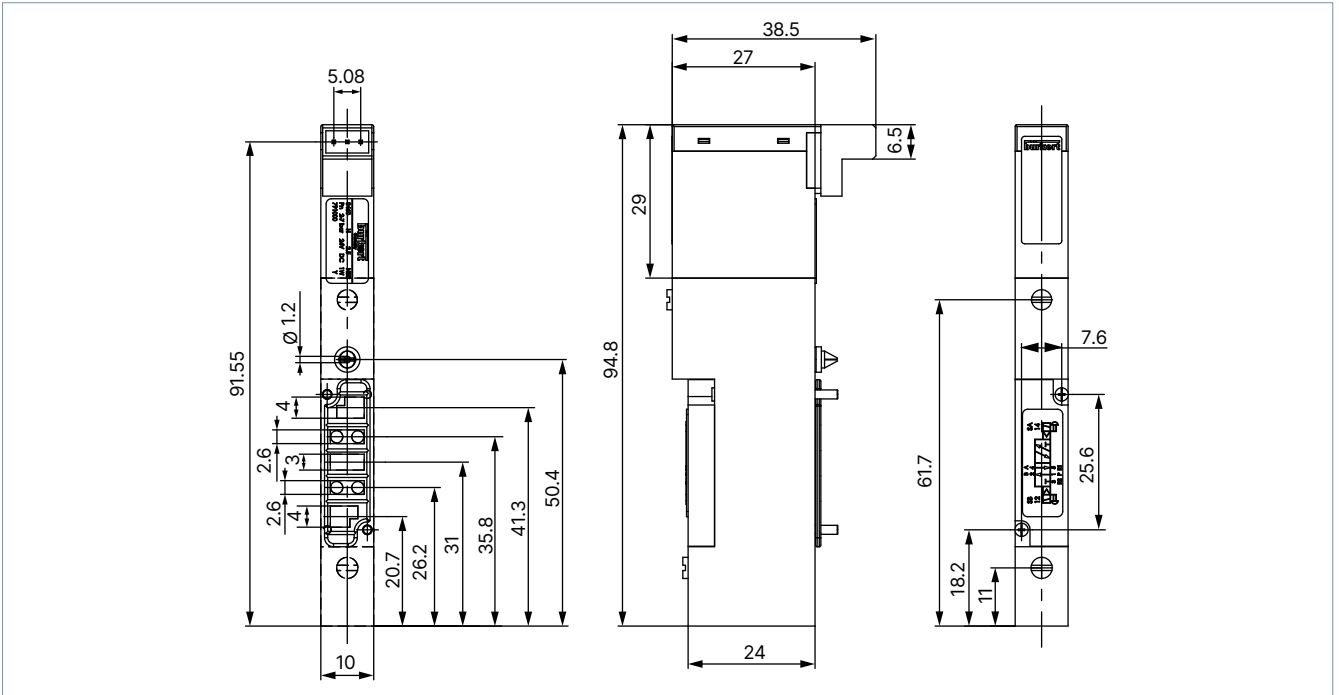
[Start chemical resistance check](#)

## 5. Dimensions

### 5.1. 5/2-way impulse and 5/3-way version

**Note:**

Dimensions in mm



## 6. Ordering information

### 6.1. Bürkert eShop



#### Bürkert eShop – Easy ordering and quick delivery

You want to find your desired Bürkert product or spare part quickly and order directly? Our online shop is available for you 24/7. Sign up and enjoy all the benefits.

[Order online now](#)

### 6.2. Bürkert product filter



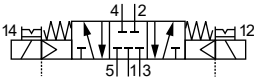
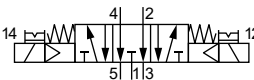
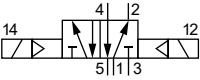
#### Bürkert product filter – Get quickly to the right product

You want to select products comfortably based on your technical requirements? Use the Bürkert product filter and find suitable articles for your application quickly and easily.

[Try out our product filter](#)

DTS 1000187175 EN Version: E Status: RL (released | freigegeben | valide) printed: 03.03.2025

### 6.3. Ordering chart

Circuit function	Orifice [mm]	Q <sub>Nn</sub> value air <sup>1.)</sup> [l/min]	Response times		Nominal power [W]	Pressure range <sup>2.)</sup> [bar]	Article no.
			Opening [ms]	Closing [ms]			
<b>CF L</b> 5/3-way solenoid valve In middle position all ports locked With auxiliary pressure, with manual override 	2.5	200	15	15	1	2.0...7.0	154184
<b>CF N</b> 5/3-way solenoid valve With manual override In middle position ports 2 and 4 exhausted 	2.5	200	15	20	1	2.0...7.0	154185
<b>CF Z</b> 5/2-way solenoid valve Impulse version with 2 coils Pressure applied via port (1), therefore one of the two ports (2) or (4) is under pressure. 	2.5	200	15	20	1	2.0...7.0	154183


1.) Measurement at + 20 °C, 6 bar at the valve inlet and 1 bar differential pressure  
 2.) Pressure data: overpressure to atmospheric pressure

### 6.4. Ordering chart accessories

#### Cable plug Type 2505

**Note:**

For further versions see data sheet [Type 2505](#) ▶.

Accessories	Description	Article no.
	Cable plug 10 mm with cable, 3-pin, rectangular plug, straight, cable length: 3 m (Type 2505)	252573
	Cable plug 10 mm with cable, 3-pin, rectangular plug, straight, cable length: 0.5 m (Type 2505)	260833

DTS 1000187175 EN Version: E Status: RL (released | freigegeben | validé) printed: 03.03.2025