


Cleaning system

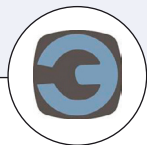


Type MZ20 can be combined with...



Type 8905

Online Analysis System



Communicator

- Automatic cleaning for type MSxx sensor cubes
- Protection against clogging in the system and inside the sensor cubes for long time accurate measurements
- Two cleaning liquids for specific cleaning procedures
- Application specific programmable cleaning cycle

The Cleaning Module MZ20 and the Control Module ME24 are fully compatible to type 8905 systems.

The Cleaning System is designed to clean the fluidic channels and in case the sensor area in the connected sensor cubes using up to two cleaning liquids. The cleaning is proceeded fully automatically. When a cleaning is requested e.g. by a timer within the Control Module, all necessary steps are started. Sample water stop → dosing of cleaning liquid → duration when cleaning is active → flush system → in case: dose next cleaning solution → a.s.o.

All timers and criteria are user defined and this allows optimized adjustment to the cleaning demand. The cleaning parameters might be set via 7" touch display at the 8905 Online-Analysis-System or by a Bürkert Communicator. Using the automatic cleaning system allows reducing the manual cleaning of the sensors and improve the long term stability of the measurements. The cleaning system operates without maintenance except the change of empty tanks by new filled cleaning solutions.

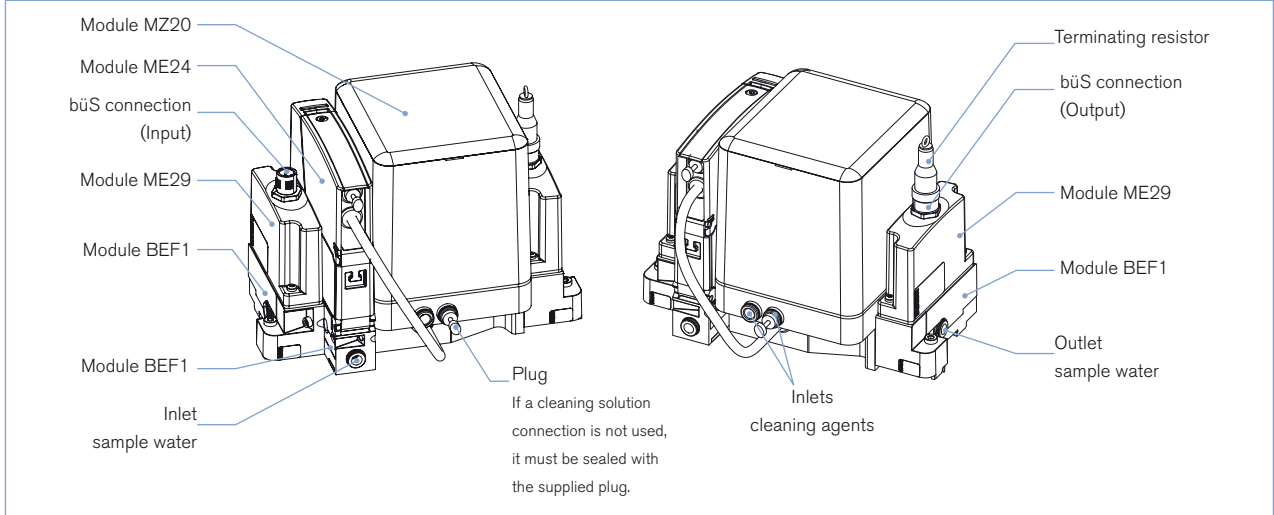
General data	
Compatibility	with Online Analysis System Type 8905 (see corresponding data sheet)
Used valves	Type 0331 and Type 0127
Materials	Housing: PC (anthracite, UV stabilized, UL94 V0) Base block: PA 6C (black) Seal: EPDM Fluidics: PP, aluminium Fluidic connection: Stainless steel Cable glands: TPE (black)
Type of medium	Water without particles: drinking water, industrial water Chemicals: all Bürkert approved and released cleaning solution
Sample water temperature	3 ... 40 °C (37... 104 °F)
Sample water pressure	PN3
Weight	1.3 kg (with additional modules in the minimum configuration)
Electrical data	
Operating voltage	24 V DC ± 10% through the backplane of the system Type 8095 via büS or external power supply
Power consumption	14 VA
Internal communication	through büS (Bürkert bus)
Environment	
Ambient temperature	Operating: 0 ... + 40 °C (-4... 104 °F) Storage: -20 ... + 70 °C (-4... 158 °F)
Relative humidity	< 95 %, without condensation
Max. height above sea level	max. 2000 m

Standards, directives and approvals

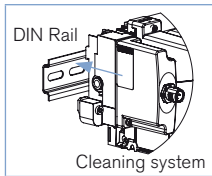
Protection class acc. to EN 60529	
MZ20 Cleaning module alone	IP20
Cleaning System for 8905 consisting of MZ20, 3 x BEF1, 2 x ME29 and ME24	IP65
Standard and directives	
EMC	EN 61000-6-4
Approvals	CE, UL pending

Design and principle of operation

The sample water flows through the cleaning system and then into the online analysis system. Depending on the configuration 1 up to 2 connections for cleaning agents are available. During a cleaning cycle the sample water flow is interrupted and detergent will be circulated into the online analysis system. After the expiration of the programmed contact time, the sample water flow is released again.



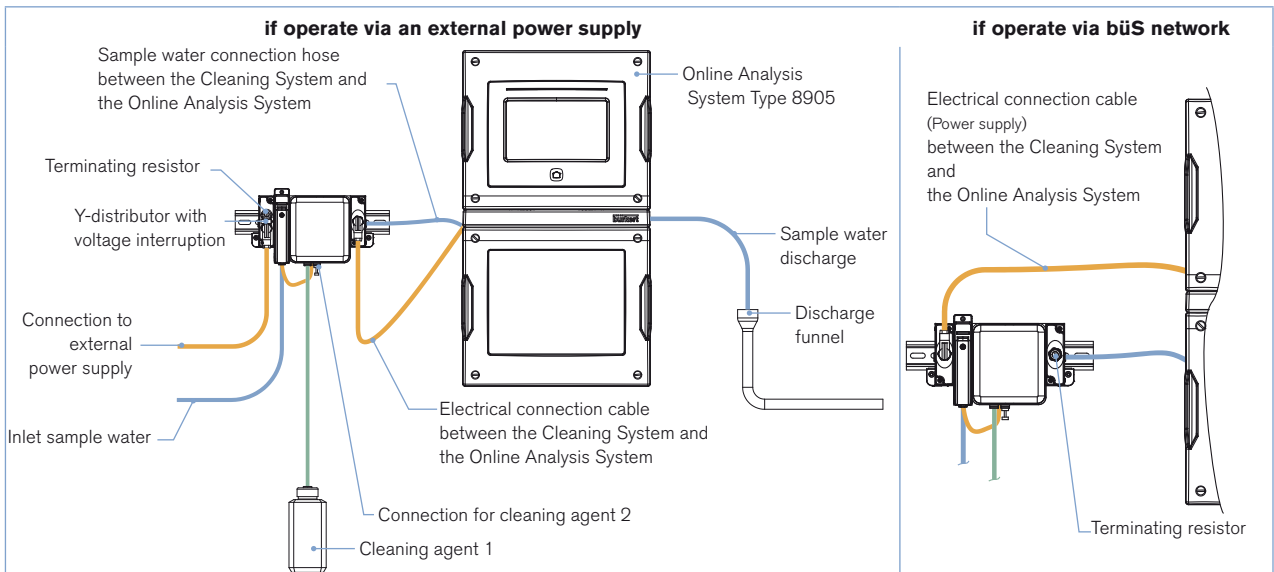
Installation



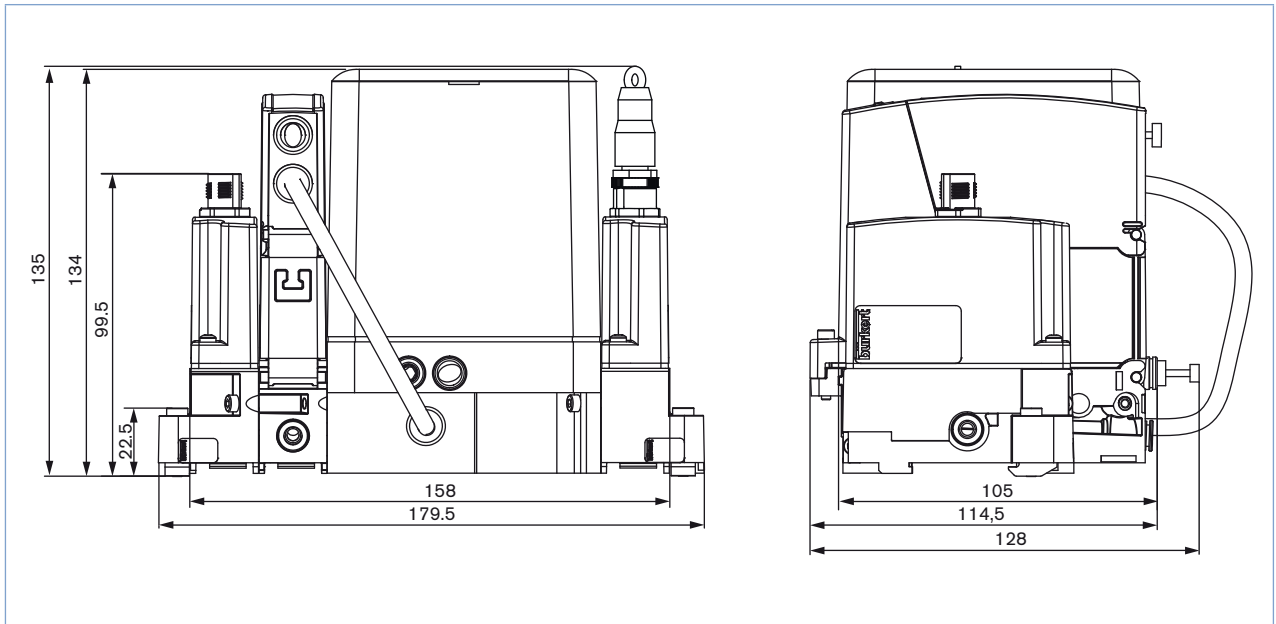
The cleaning system has to be placed before the Online Analysis System Type 8905. It is mounted on a DIN rail according to EN 50022.

The fluid outlet of the cleaning system has to be connected to the fluid inlet of the Online Analysis System. As well the electrical connection has to be carried out.

The cleaning system must be connected to the bÜS through a relevant wiring. Depending on its position on the bÜS, it should or not be provided with a terminating resistor of 120 Ohm.



Dimensions [mm]



Ordering chart - Cleaning system Type MZ20

Description	Article no.
Cleaning system, 2 solutions	567124

Ordering chart - accessories and spare parts

Description	Article no.
Cleaning solution	
Acidic, 250 ml	807478
Acidic, 1000 ml	807479
Acidic, 5000 ml	807480
Basic, 250 ml	807486
Basic, 1000 ml	807487
Basic, 5000 ml	807489

Ordering chart - accessories and spare parts, continued

Description	Article no.
Electrical connection technology	
büS cable extension, straight male connector/straight female connector, 1 m	772404
büS cable extension, straight male connector/straight female connector, 3 m	772405
büS cable extension, straight male connector/straight female connector, 5 m	772406
büS cable extension, free end/straight female connector, 1 m	772409
büS cable extension, free end/straight female connector, 3 m	772410
büS cable extension, free end/straight female connector, 5 m	772411
büS male connector M12, angled	772419
büS Y-junction	772420
büS Y-junction with voltage interruption	772421
USB-büS-Interface (see drawing below)	772426
USB-büS-Interface, Stick and cable	772551
Other installation materials	
Sample-water pipe 4/6 mm, 5 m	567793
Sample-water pipe 4/6 mm, 10 m	567701
Sample-water pipe 4/6 mm, 25 m	567794
Set with a pressure reducer (including a 100 µm strainer, a sampling point and two G ¼" connections), a wall-mounting bracket with nut (for the pressure reducer), a pressure gauge (for the pressure reducer) and two quick-connect couplings	566319

USB-büS-Interface



To find your nearest Bürkert facility, click on the orange box →

www.burkert.com

In case of special application conditions,
please consult for advice.

Subject to alteration.
© Christian Bürkert GmbH & Co. KG

1803/3_EU-en_00895293