



5/2 way Solenoid Valve for pneumatics

- Compact design
- Low power consumption
- Rocker pilot in DC
- Fast response times



Product variants described in the data sheet may differ from the product presentation and description.

Can be combined with



Type 8644 ▶
Remote Process Actuation Control System AirLINE



Type 8640 ▶
Customized Pneumatic Systems Solutions for the Processing Industries



Type 2516 ▶
Cable plug DIN EN 175301-803 - form C

Type description

The solenoid valve Type 6527 consists of a pneumatic valve body fitted with Type 6106 rocker pilot valve. The rocker principle allows switching of high pressures together with low power consumption and fast response times. The extendable Type 6527 can be used for block modules (tag connectors in front) or for entire valve islands (8640 & 8644 - tag connectors at the block). All valves are equipped with manual override as a standard.

Table of contents

1. General technical data	3
2. Circuit functions	3
3. Dimensions	4
3.1. Standard version 5/2 way	4
4. Product design and assembly	5
4.1. Product assembly	5
Standard version.....	5
5. Ordering information	6
5.1. Bürkert eShop – Easy ordering and quick delivery.....	6
5.2. Bürkert product filter	6
5.3. Ordering chart.....	6
5.4. Ordering chart accessories.....	7
Pneumatic modules Type MP12	7
Cable plug Type 2516 acc. to DIN EN 175301 - 803 Form C	7

DTS 1000019898 EN Version: H Status: RL (released | freigegeben | validé) printed: 02.12.2020

1. General technical data

Product properties	
Dimensions	Detailed information can be found in chapter "3. Dimensions" on page 4.
Material	
Seal	NBR
Body	PA (Polyamide)
Orifice	DN 6.0
Circuit function	H Detailed information can be found in chapter "2. Circuit functions" on page 3.
Pneumatic modules	Type MP12, push-in connection Ø 8 mm
Manual override	Standard
Weight	95 g
Performance data	
Nominal operating mode	Continuous operation (100 % ED)
Switching frequency	Approx. 1000 c.p.m.
Electrical data	
Operating voltage	24 V DC
Voltage tolerance	± 10 %
Nominal power	2 W, 1 W
Medium data	
Medium temperature	- 10 °C...+50 °C
Operating medium	Lubricated, oil-free, dry compressed air, neutral gases (10 µm filter recommended)
Process/Port connection & communication	
Port connection	Flange for MP12
Electrical connection	Tag connector acc. to DIN EN 175301 - 803 Form C
Approvals and certificates	
Degree of protection	IP65 (with cable plug)
Protection class	3 acc. to VDE 0580
Environment and installation	
Ambient temperature	- 10 °C...+55 °C
Installation position	As required, preferably with actuator upright
Mounting	With 2 screws M3 × 30

2. Circuit functions

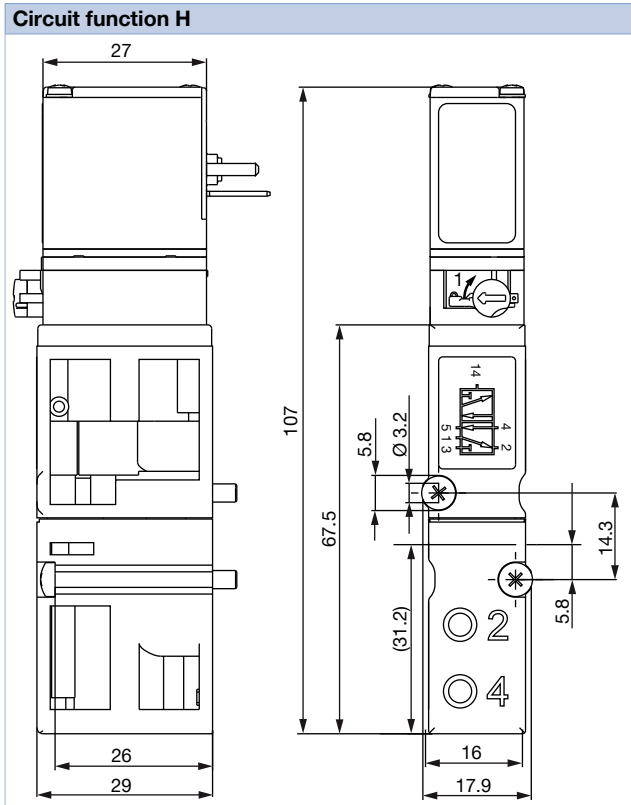
Circuit functions	Description
	Type: H, solenoid valve 5/2 way Servo-controlled, pilot air and manual mode Pressure applied via port (1), therefore one of the two ports (2) or (4) is under pressure

3. Dimensions

3.1. Standard version 5/2 way

Note:

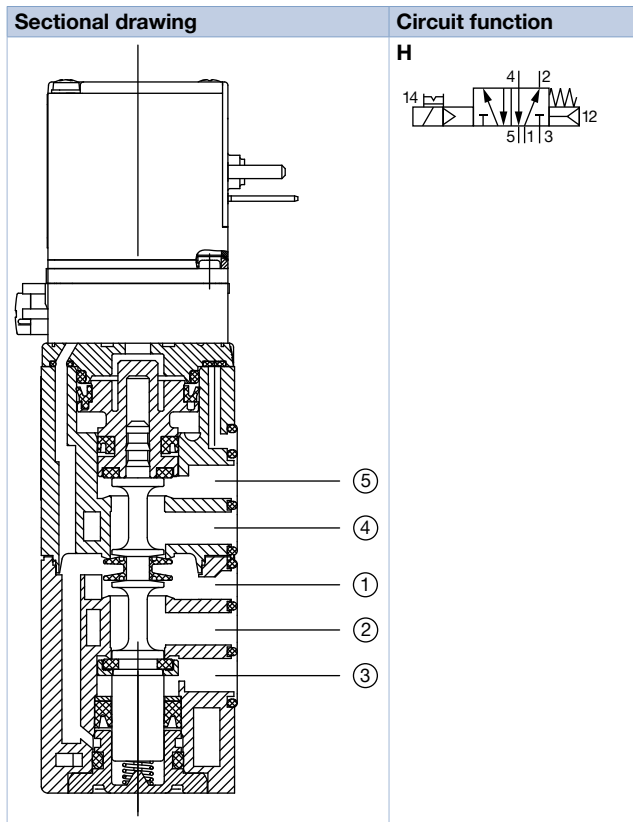
Dimensions in mm



4. Product design and assembly


4.1. Product assembly

Standard version



5. Ordering information

5.1. Bürkert eShop – Easy ordering and quick delivery




Bürkert eShop – Easy ordering and fast delivery

You want to find your desired Bürkert product or spare part quickly and order directly? Our online shop is available for you 24/7. Sign up and enjoy all the benefits.

[Order online now](#)

5.2. Bürkert product filter

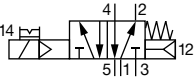


Bürkert product filter – Get quickly to the right product

You want to select products comfortably based on your technical requirements? Use the Bürkert product filter and find suitable articles for your application quickly and easily.

[Try out our product filter](#)

5.3. Ordering chart








Circuit function	Orifice [mm]	Q _{Nn} value air [l/min]	Pressure range [bar]	Nominal power [W]	Switching times		Voltage/ Frequency [V/Hz]	Article no.
					Opening [ms]	Closing [ms]		
5/2 way								
H, solenoid valve 5/2 way Servo-controlled, pilot air and manual mode Pressure applied via port (1), therefore one of the two ports (2) or (4) is under pressure	6	700	1.0...10 ^{1.)}	2	20	12	24 V DC	156828
			1.0...10 ^{1.)}	2	20	12	24 V DC	163030
			2.0...10	2	20	12	24 V DC	156337
			2.0...10	2	20	12	24 V DC	158942
			2.0...8.0	1	20	17	24 V DC	156827
			2.0...8.0	1	20	12	24 V DC	158943
								

1.) Version with auxiliary pilot air

2.) Electrical connection via manual override


5.4. Ordering chart accessories






Pneumatic modules Type MP12

Module	Version	Feature	Article no.
Connection module	right	G 3/8	655110 
	left	G 3/8	655109 
Pneumatic basic module MP12, 2 valves	Push-in connection Ø 8 mm	Without check valve	156617 
		With integrated check valve in the R- and S-channel	156632 
Pneumatic basic module MP12, 4 valves	Push-in connection Ø 8 mm	Without check valve	156656 
		With integrated check valve in the R- and S-channel	156659 
Covering plate	–	For an unused valve position	653765 

Cable plug Type 2516 acc. to DIN EN 175301 -803 Form C

Note:

- Delivery of cable plug includes a flat seal and a fixing screw.
- Further versions of cable plug with circuitry acc. to DIN EN 175 301 -803 Form C as well as detailed technical data, see data sheet **Type 2516** .

Cable plug	Version	Voltage	Current	Article no.
	Without circuitry	0...250 V AC/DC	Max. 6 A	303141 
	With LED	12...24 V AC/DC	Max. 3 A	303145 
	With LED and varistor	12...24 V AC/DC	Max. 3 A	303148 
	With rectifier, LED and varistor	12...24 V AC/DC	Max. 1 A	303142 

Bürkert – Close to You

For up-to-date addresses
please visit us at
www.burkert.com

DTS 1000019898 EN Version: H Status: RL (released | freigegeben | validé) printed: 02.12.2020

