








- Direct-acting
- High cycling rate
- Reduced power consumption
- CNOMO and Burkert manifold interface
- Lubricated or non-lubricated dry air
- Approvals:   

Type 6106 can be combined with...



Type 2506

Cable plug



Type 2510/2511

ASI cable plug



Ideal for manifold systems

The Type 6106 is a direct-acting 3/2-way rocker solenoid valve with a low power consumption and a polyamide body. Direct current coil.

Technical data	
Orifice	DN 0.9 and 1.2 mm (1.6 – 2.0 upon request)
Body material	PA (polyamide)
Sealing material	FFM
Media	Compressed air, neutral gases (5 filtering) technical vacuum
Medium temperature	14°F to 131°F (-10°C to 55°C)
Ambient temperature	14°F to 131°F (-10°C to 55°C)
Port connection	Burkert mount below, CNOMO mount to side
Voltage tolerance	± 10%
Power consumption	1, 2, 3 W (see effective coil power in the ordering chart.)
Coil effective power	See ordering chart
Cycling rate	Approx. 1000/min
Duty cycle	100 % continuous rating
Electrical connection	Spade connector on side acc. to DIN 43650 Form C for cable plug
Installation	as required, preferably with actuator upright
Protection class	IP 20 with spade connector, IP 65 with cable plug

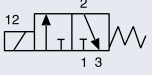



Burkert Contromatic USA

2602 McGaw Avenue
Irvine, CA 92614
Tel. 949.223.3100
Fax 949.223.3198
www.burkert-usa.com

Ordering chart

Ordering chart for valves (other versions on request)

All valves with manual override, spade connector on side, mounting screws and manifold seal, without cable plug (see accessories)

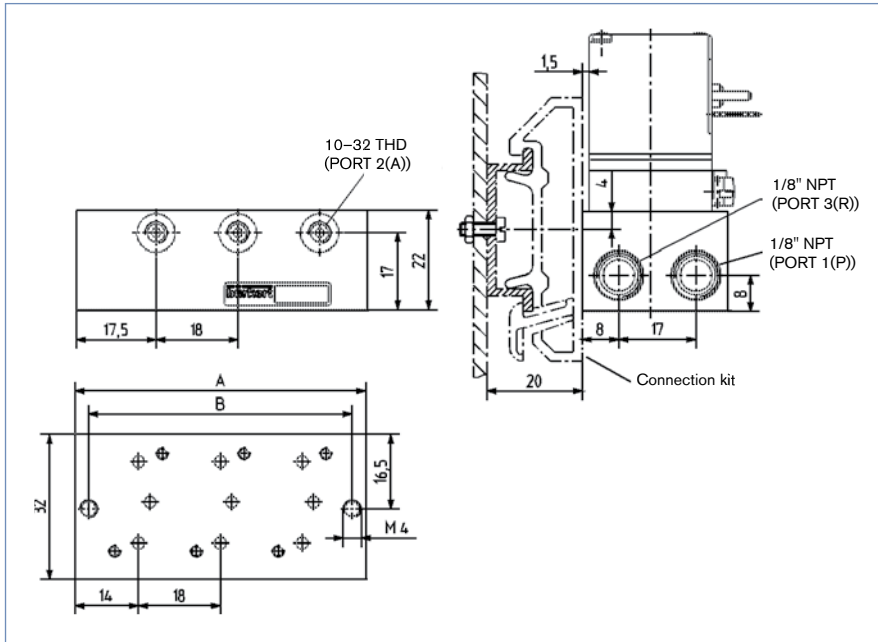
Circuit function	Orifice [mm]	C _v value Water [GPM]	Q _{Nn} value air 1 2 [SCFM]	C _v value Water [GPM]	Q _{Nn} value air 2 3 [SCFM]	Pressure range [PSI]	Port connection	Effective coil power [W]	Voltage/frequency [V DC]	Item no. without manual override UR/CSA/CE
C 3/2-way valve NC 	0.9	0.024	22	0.027	25	Vac - 116	Burkert	1	024/DC	457 714 X
	1.2	0.043	40	0.050	47	Vac - 145	Burkert	2	024/DC	457 715 Y
								3	110/120	457 716 Z
								3	220/240	457 717 S
D 3/2-way valve NO 	0.9	0.024	22	0.027	25	Vac - 116	Burkert	1	024	457 722 X
	1.2	0.043	40	0.050	47	Vac - 145	Burkert	2	024	457 723 Y
C 3/2-way valve NC 	0.9	0.024	22	0.027	25	Vac - 116	CNOMO	1	024	457 718 B
	1.2	0.035	33	0.040	38	Vac - 145	CNOMO	2	024	457 719 C
								3	110/120	457 720 H
								3	220/240	457 721 W
D 3/2-way valve NO 	0.9	0.024	22	0.027	25	Vac - 116	CNOMO	1	024	457 724 Z
	1.2	0.035	33	0.040	38	Vac - 145	CNOMO	2	024	457 725 S

Note: For alternating current, use a cable plug Type 2506 with a suitable rectifier.

Manifolds ordering chart

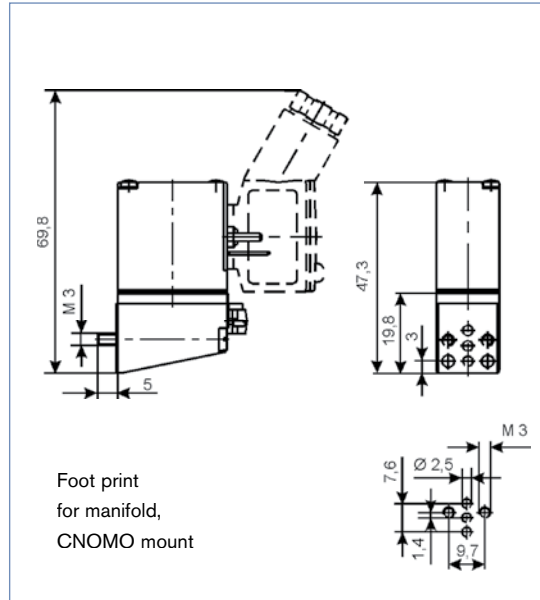
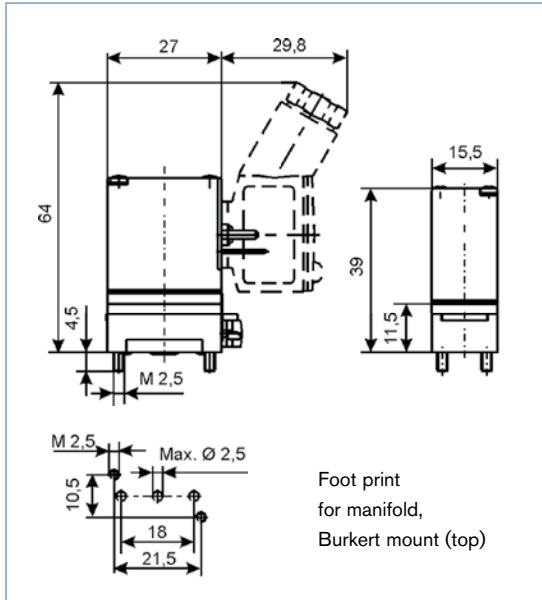
Ordering chart for multiple station manifolds for Burkert-sub-base; made from back anodized aluminium			
Burkert mount, width/station 18 mm			
No. of valve modules	Dimensions A [mm]	Dimensions B [mm]	Item no. with NPT 1/8 and 10-32 UNF
2 valves	46	40	413 801 L
3 valves	64	58	413 802 M
4 valves	82	76	413 803 N
5 valves	100	94	413 804 P
6 valves	118	112	413 805 Q
8 valves	154	148	413 807 J
10 valves	190	182	413 809 U
12 valves	226	220	413 811 D
Connection kit DIN-rail TS 35 x 7.5 mm			629 254 N
Blanking plate			629 327 F

Note: Single station manifolds available on request.

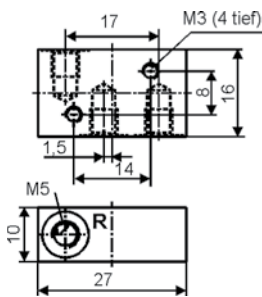


DTS 1000082442 EN Version: - Status: RL (released | freigegeben | validé) printed: 10.01.2018

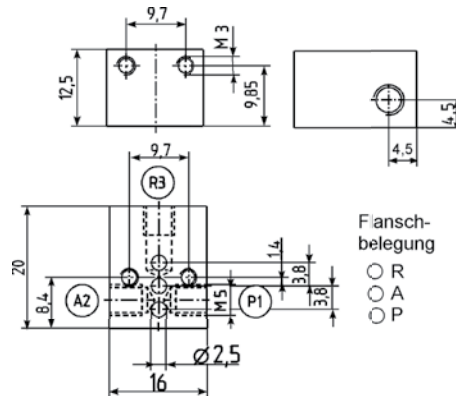
Dimensions [mm]



Single manifold Burkert mount thread M5



Single manifold CNOMO mount



NOTE: Single manifolds shown above are available on request.

Engineering Design and Contract Manufacturing services available for your micro-fluidic system needs. Specializing in Value added Design and Fabrication of manifolds, brackets, cable harnesses and more. Manufacturing services include complete documentation, CAD, assembly and testing of complete systems and sub-assemblies including: valve mounting, fitting and tubing installation, cable harnesses, power boards, sheet metal and more.

In case of special application conditions, please consult for advice.

We reserve the right to make technical changes without notice.

0602/2_US-en