




Digital Timer Unit with 8 switch functions

- As 1078-1, except
- Programmable using separate operating unit
- 8 different switching functions
- Programme changes only possible with operating unit (protective function)
- 2-button operation with display


Type 1078-2 can be combined with...



Type 5281/6213
Solenoid valve




Type 0330/0331
Solenoid valve



Type 0255/0256
Solenoid valve



Type 6518/6519
Solenoid valve



Type 6519 NAMUR




The Type 1078-2 works on the basis of a micro-processor and is used for controlling the cycle times of solenoid valves. Eight different cycle times can be set up.

The controller is plugged onto the tag connector of the solenoid valve using the integrated instrument socket according to DIN EN 175 301-803 (previously DIN 43650) Form A and can also be connected to a binary signal generator (Start and Reset).

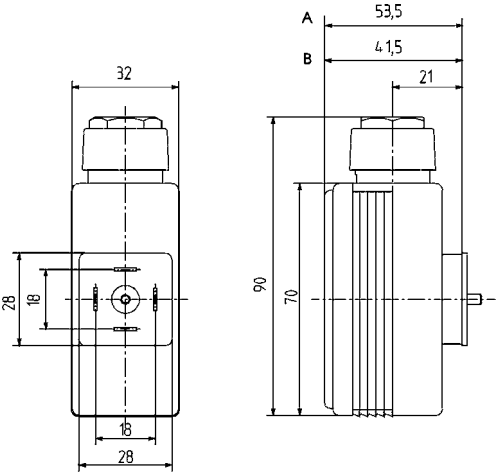
The 1077-2 operating unit is used to set switching cycles and interval periods using the 2 function buttons. Once these parameters have been set, the operating unit can be removed from the timer unit. The programmed values remain stored in the operating unit and the controller.

Technical data	
Operating voltage	12 ... 24/24 ... 48 V DC, 24 ... 48 V/50 ... 60 Hz
Voltage tolerance	± 10 %
Nominal power	1.5 W
Switching output	For the control of solenoid valves etc.
Switching voltage	As operating voltage
Switching current at 12 ... 24 V DC at 24 ... 48 V/50 ... 60 Hz	Max. 2 A Max. 1.5 A (7.5 A)
Electrical connection	5 pin terminal strip in the body, PG 9 cable connector, up to 1.5 mm ² wires, Cable Ø 6 ... 7 mm, can be turned through 90°
Number of terminals	2 pins and protective conductor
Plug connection	Integrated cable plug to DIN EN 175 301-803 (previously DIN 43650) Form A
Protection class	IP65 with valve
Clearance/leakage paths	According to VDE 0100
Operating temperature	-10 ... +60 °C
Storage temperature	-10 ... +80 °C
Operation	With plug-on operating unit Type 1077-2
Setting	8 functions with 2 buttons on the operating unit Type 1077-2 (not supplied as standard)
Time range	0.2 sec. up to 9999 h, continuous
Tolerance	1 %
Resolution	Range up to 199 sec. 10 ms Range up to 199 min 1 sec. Range up to 99 h 1 min Range up to 9999 h 1 h
Options	Binary inputs for external triggering
LED display	Mains voltage Switch status
Display (on operating unit Type 1077-2)	4 ½ digit 7-segment LCD display
Installation	As required
Mounting	With cylinder head screws
Body material	Polyamide

Ordering chart for Type 1078-2

Accessory	Operating voltage	Item no.
Timer unit Type 1078-2	12 ... 24 V DC	060648 
	24 ... 48 V/50 ... 60 Hz and DC	060629 
Operating unit Type 1077-2		060638 

Dimensions [mm]



A Dimensions for timer unit with operating unit
(not supplied as standard, please see ordering chart)

B Dimension for timer unit without operating unit,
with protection cover (supplied as standard)

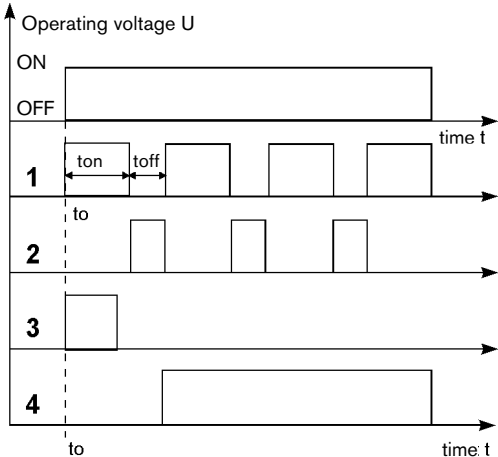
Functions

Functions/switching cycles of the timer unit

t_o = Start time
 t_{on} and t_{off} are freely selectable

Functions

- 1 Cycler, starting with "On", start with t_{on}
- 2 Cycler, inverted, starting with t_{off}
- 3 Pulse timer for the set time t_{on}
- 4 Switch-on delay, only switches after expiry of t_{off}
- 5 Cycler with adjustable switch-on pulse
- 6 Cycler, time-delayed, starting with t_{off}
- 7 Pulse generator, time-delayed, starting with t_{off}
- 8 Pulse generator, inverted and time-delayed, starting with t_{on}



To find your nearest Bürkert facility, click on the orange box →

www.burkert.com

In case of special application conditions,
please consult for advice.

Subject to alteration.
© Christian Bürkert GmbH & Co. KG

1712/3_EU-en_00891650