



Type 0344 can be combined with...

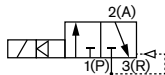


Type 2508

Cable plug

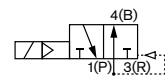
The pilot-controlled 3/2 way valve Type 0344 with a smoothly operating servo-piston requires a differential pressure of 0.25 bar for complete opening and closing. A 3/2 way pilot valve (pivoted armature valve) ensures safe and reliable operation. It is available in circuit function C and D. An additional return spring ensures reliable switching behavior at low pressures and vacuum.

Circuit function C



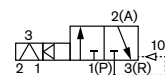
3/2 way valve, when de-energized outlet port A exhausted, with 3-way pilot control

Circuit function D



3/2 way valve, when de-energized outlet port B pressurized, with 3-way pilot control

Circuit function C (Impulse)



3/2 way valve, when de-energized outlet port A exhausted, with 3-way pilot control

3/2 way Solenoid Valve for compressed air and vacuum applications

- Service friendly manual override
- Vacuum specific version
- Optimized piston design for low switching pressure
- Energy saving impulse coil

Technical data	
Orifice	DN8.0 ... 40 mm
Body material	Brass
Coil material	Epoxy
Coil insulation class	H
Seal material	NBR
Medium	Neutral gases, compressed air, vacuum
Medium temperature	0 ... +90 °C
Ambient temperature	Max. +55 °C
Voltage tolerance	± 10%
Duty cycle	Continuous operation 100% ED
Electrical connection	Cable plug for Ø 7 mm cable, acc. to DIN EN 175 30-803 Form A (supplied as standard)
Protection class	IP65 with cable plug
Installation	As required, preferably with actuator upright

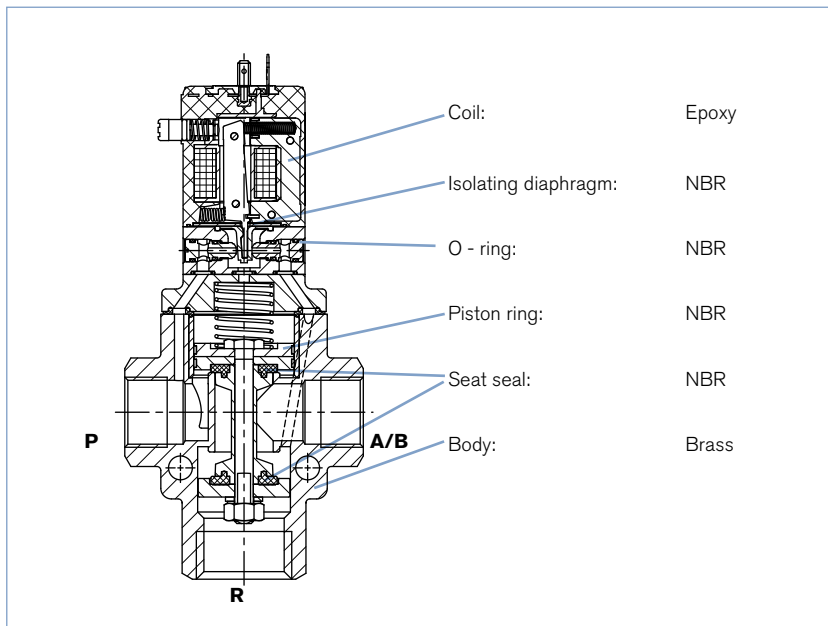
Flow rate Q_{Nn} value air [l/min]	Measured at +20 °C, 1 bar pressure at valve inlet and free outlet
Pressure values [bar]	Overpressure with respect to atmospheric pressure
Response times [ms]: Opening Closing	Measured with water at valve outlet at 6 bar and +20 °C Pressure rise 0 ... 90%, Pressure drop 100 ... 10%

* Cable plug Type 2508 (supplied as standard) acc. to DIN EN 175 301-803, Form A

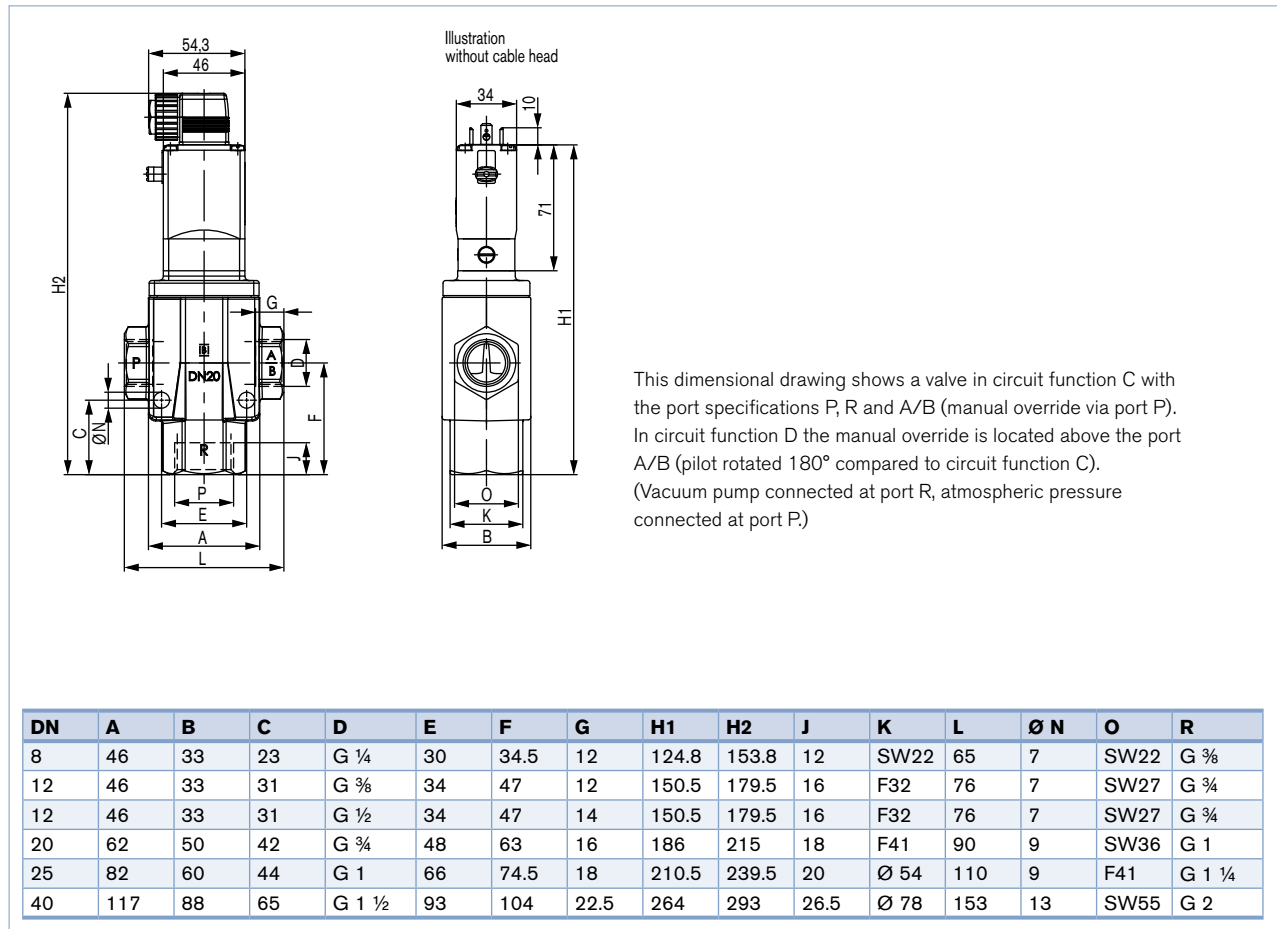
Technical data

Orifice [mm]	Q _{Nn} value air P→A [l/min]	Port connection A/B and P	Pressure range [bar]	Power consumption				Response times		Weight [kg]
				Inrush AC [VA]	Hold AC (hot coil) [VA]	[W]	Hot/cold coil DC [W]	Opening [ms]	Closing [ms]	
8	1030	G ¼	Vacuum	30	15	8	8/11	25	25	1.0
12	2800	G ½	to	30	15	8	8/11	30	30	1.2
20	7200	G ¾	3 bar	30	15	8	8/11	40	40	2.2
25	11000	G 1		30	15	8	8/11	70	70	2.7
40	26000	G 1 ½		30	15	8	8/11	120	120	6.8

Materials

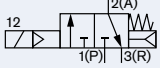








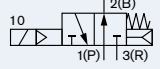











Dimensions [mm]



Ordering charts valves (Standard version)

All valves with manual override, brass body, NBR seal and cable plug

Circuit function	Port connection G and NPT	Orifice [mm]	Q ₉₀ value air P→A [l/min]	Pressure range [bar]	Voltage/Frequency [V/Hz] UC	Item no. per voltage/frequency [V/Hz]	
						G	NPT
C 3/2 way valve NC 	G ¼	8.0	1030	Vacuum up to 3	024/DC	047383 	x
					024/50	047787 	x
	G ½	12	2800	Vacuum up to 3	024/DC	046580 	x
					024/50	047897 	x
	G ¾	20	7200	Vacuum up to 3	024/DC	046833 	x
					024/50	053492 	x
	G 1	25	11000	Vacuum up to 3	024/DC	043691 	x
					024/50	050367 	x
	G 1 ½	40	26000	Vacuum up to 3	024/DC	x	x
					024/50	x	x
D 3/2 way valve NO 	G ¼	8.0	1030	Vacuum up to 3	024/DC	046986 	x
					024/50	049336 	x
	G ½	12	2800	Vacuum up to 3	024/DC	046246 	x
					024/50	051354 	x
	G ¾	20	7200	Vacuum up to 3	024/DC	046087 	x
					024/50	057636 	x
	G 1	25	11000	Vacuum up to 3	024/DC	047873 	x
					024/50	043479 	x
	G 1 ½	40	26000	Vacuum up to 3	024/DC	062324 	x
					024/50	x	x

x Article variant available, order number upon request

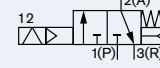






 Further versions on request


Voltage

Non-standard voltages

Ordering charts for valves (Impulse version)

All valves with manual override, brass body, NBR seal and cable plug

Circuit function	Port connection G and NPT	Orifice [mm]	Q ₉₀ value air P→A [l/min]	Pressure range [bar]	Voltage/Frequency [V/Hz] UC	Item no. per voltage/frequency [V/Hz]	
						G	NPT
C 3/2 way valve NC 	G ¼	8.0	1030	Vacuum up to 3	024/DC	x	x
					024/50	045816 	x
	G ½	12	2800	Vacuum up to 3	024/DC	051619 	x
					024/50	049841 	x
	G ¾	20	7200	Vacuum up to 3	024/DC	052615 	x
					024/50	020215 	x
	G 1	25	11000	Vacuum up to 3	024/DC	x	x
					024/50	087561 	x
	G 1 ½	40	26000	Vacuum up to 3	024/DC	x	x
					024/50	x	x

x Article variant available, order number upon request

To find your nearest Bürkert facility, click on the orange box →

www.burkert.com

In case of special application conditions, please consult for advice.

Subject to alteration.
© Christian Bürkert GmbH & Co. KG

1712/4_EU-en_00891627