




## 2/2 way Solenoid Valve for aggressive media, true union, Ø20 ... 63

- Isolating diaphragm between the solenoid and fluid
- Non-metallic valve internals
- Pivoted armature, with lockable manual override
- Simple installation and removal

Type 0142 can be combined with...



**Type 2508**

Cable plug



**Type 1078**

Timer unit



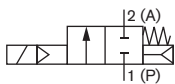
**Type 2511/12**

ASI cable plug

Servo-assisted solenoid valve with diaphragm, normally closed function. Hermetic isolation of fluid from the actuator. A minimum differential pressure of 0.5 bar is required to fully open the valve.

Valves can be mounted or removed radially for a space-saving installation.

### Circuit function A



2/2 way servo-controlled solenoid valve, normally closed

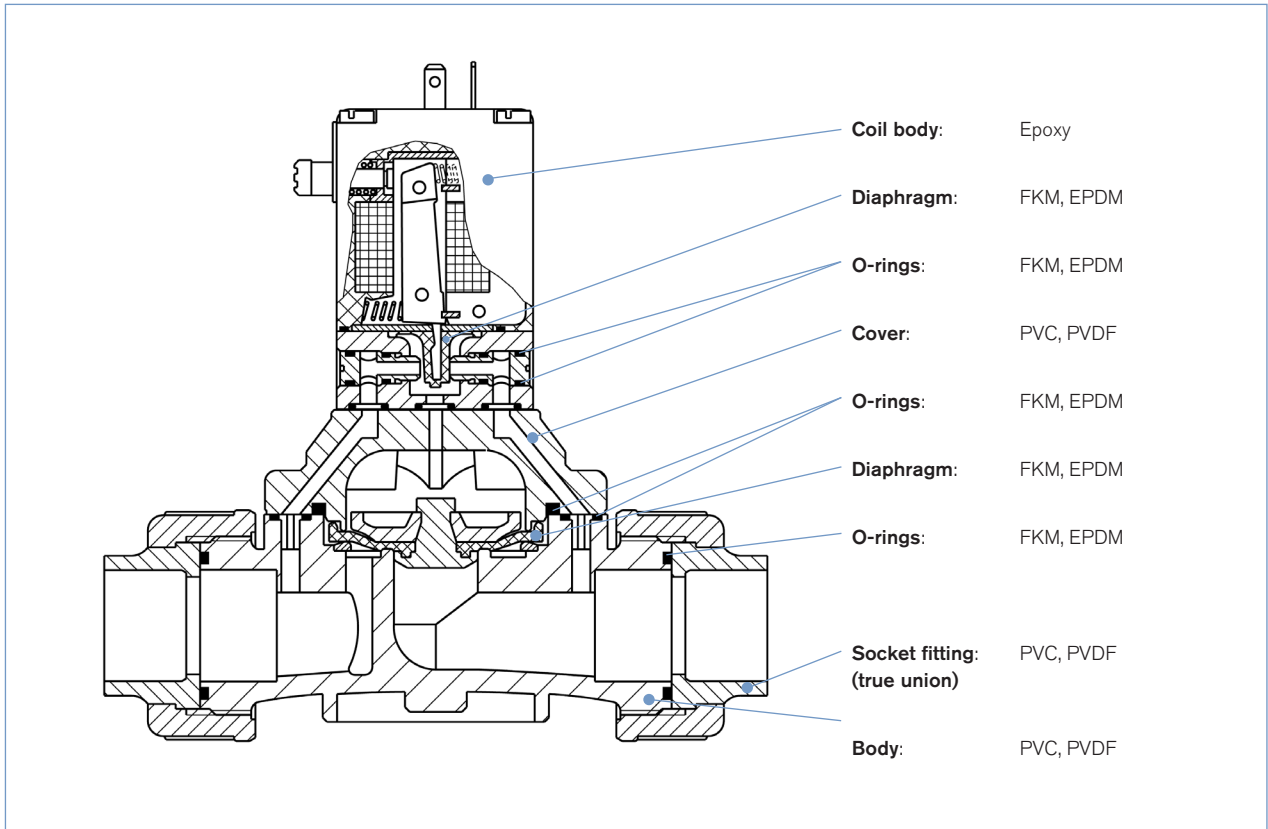
Technical data	
<b>Orifice</b>	DN15 ... 50
<b>Body material</b>	PVC, PVDF (on request)
<b>Inner part valve</b>	PVDF
<b>Seal material</b>	FKM, EPDM
<b>Media with EPDM with FKM</b>	Alkalis, alkaline washing and bleaching lyes Oxydizing acids and substances, salt solutions
<b>Media temperature</b>	PVC-body: 0 ... + 50 °C PVDF-body: 0 ... + 70 °C
<b>Ambient temperature</b>	PVC-body: 0 ... + 40 °C PVDF-body: 0 ... + 55 °C
<b>Voltage tolerance</b>	± 10%
<b>Duty cycle</b>	100% continuous rating
<b>Electrical connection</b>	Cable plug for Ø 7 mm acc. to DIN EN 175 301-803 Form A (supplied as standard)
<b>Protection class</b>	IP65 with cable plug
<b>Coil insulation class</b>	Class H
<b>Port connection</b>	True union
<b>Installation</b>	as required, preferably with actuator upright

Power consumption			
Inrush		Hold (hot coil)	
AC [VA]	DC [W]	AC [VA/W]	DC [W]
20	5	11/5	5

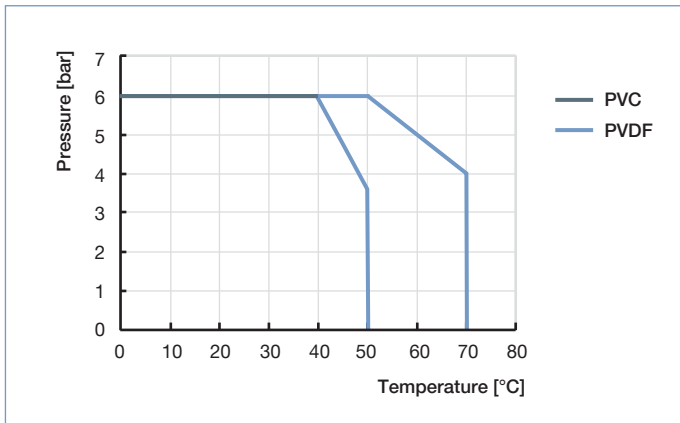
Response times <sup>1)</sup>	
Opening [ms]	100 ... 800
Closing [ms]	1000 ... 4000

<sup>1)</sup> Measured at valve outlet at 6 bar and + 20 °C acc. to ISO 12238.  
Opening: Pressure rise 0 ... 90%, Closing: Pressure drop 100 ... 10%

Materials

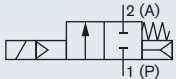


























Pressure-Temperature-chart for PVC and PVDF







## Ordering chart for valves (other versions on request)

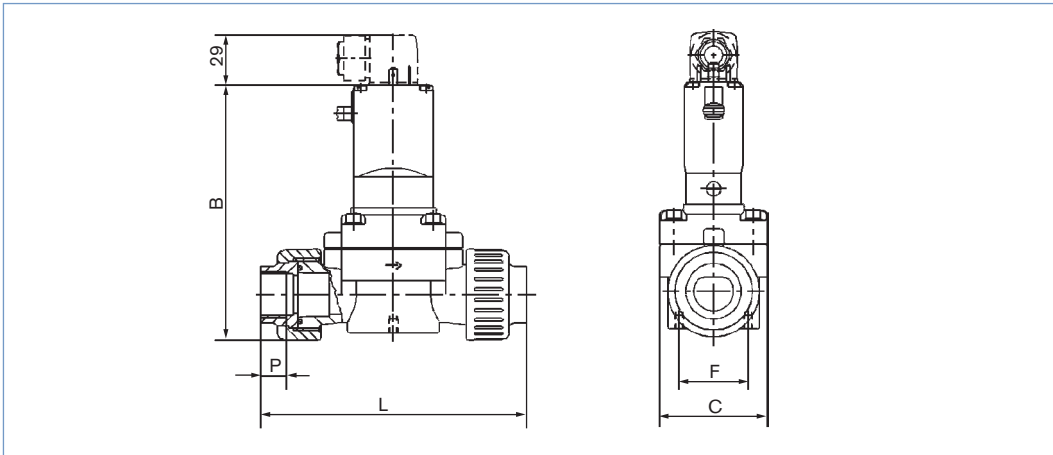
## PVC-body with cable plug and manual override

Circuit function	Port connection True union	Orifice (mm)	K <sub>v</sub> value water [m <sup>3</sup> /h]	Pressure range [bar]	Body material	Item no. per voltage/frequency [V/Hz]		
						024/DC	230/50	
<b>A</b>  2/2 way servo-controlled solenoid valve, normally closed	<b>Seal material FKM</b>							
	Ø 20	15	5.0	0.5 ... 6	PVC	041938 	041934 	
	Ø 25	20	6.0	0.5 ... 6	PVC	042008 	042005 	
	Ø 32	25	14.0	0.5 ... 6	PVC	042079 	042113 	
	Ø 40	32	16.0	0.5 ... 6	PVC	042169 	042133 	
	Ø 50	40	30.0	0.5 ... 6	PVC	042198 	042245 	
	Ø 63	50	36.0	0.5 ... 6	PVC	042264 	042262 	
	<b>Seal material EPDM</b>							
	Ø 20	15	5.0	0.5 ... 6	PVC	041980 	041911 	
	Ø 25	20	6.0	0.5 ... 6	PVC	042045 	041986 	
	Ø 32	25	14.0	0.5 ... 6	PVC	042047 	042126 	
	Ø 40	32	16.0	0.5 ... 6	PVC	042183 	042128 	
	Ø 50	40	30.0	0.5 ... 6	PVC	042195 	042247 	
	Ø 63	50	36.0	0.5 ... 6	PVC	042266 	042261 	

**i** Further versions on request

-  **Materials**  
Body material PVDF
-  **Port connection**  
With threaded port
-  **Circuit function**  
B, normally open
-  **Feedback switch**

## Dimensions [mm]



All versions					PVC-body		PVDF-body	
DN	Pipe Ø	B	C	F	L	P	L	P
15	20	148	62.5	40	148	16	147	16
20	25	148	62.5	40	154	19	151	18
25	32	174.5	85	44.5	190	22	185	20
32	40	174.5	85	44.5	198	26	189	22
40	50	212	115	44.5	254	31	245	25
50	63	212	115	44.5	268	38	253	29

To find your nearest Bürkert facility, click on the orange box →

[www.burkert.com](http://www.burkert.com)

In case of special application conditions,  
please consult for advice.

We reserve the right to make technical  
changes without notice.

1810/4\_EU-en\_00891606